



## European Aerosol Production 2013

EUROPEAN AEROSOL FEDERATION

Avenue Herrmann-Debroux 15A

1160 Brussels - Belgium

Phone: + 32.2.679.62.80 Fax: + 32.2.679.62.83

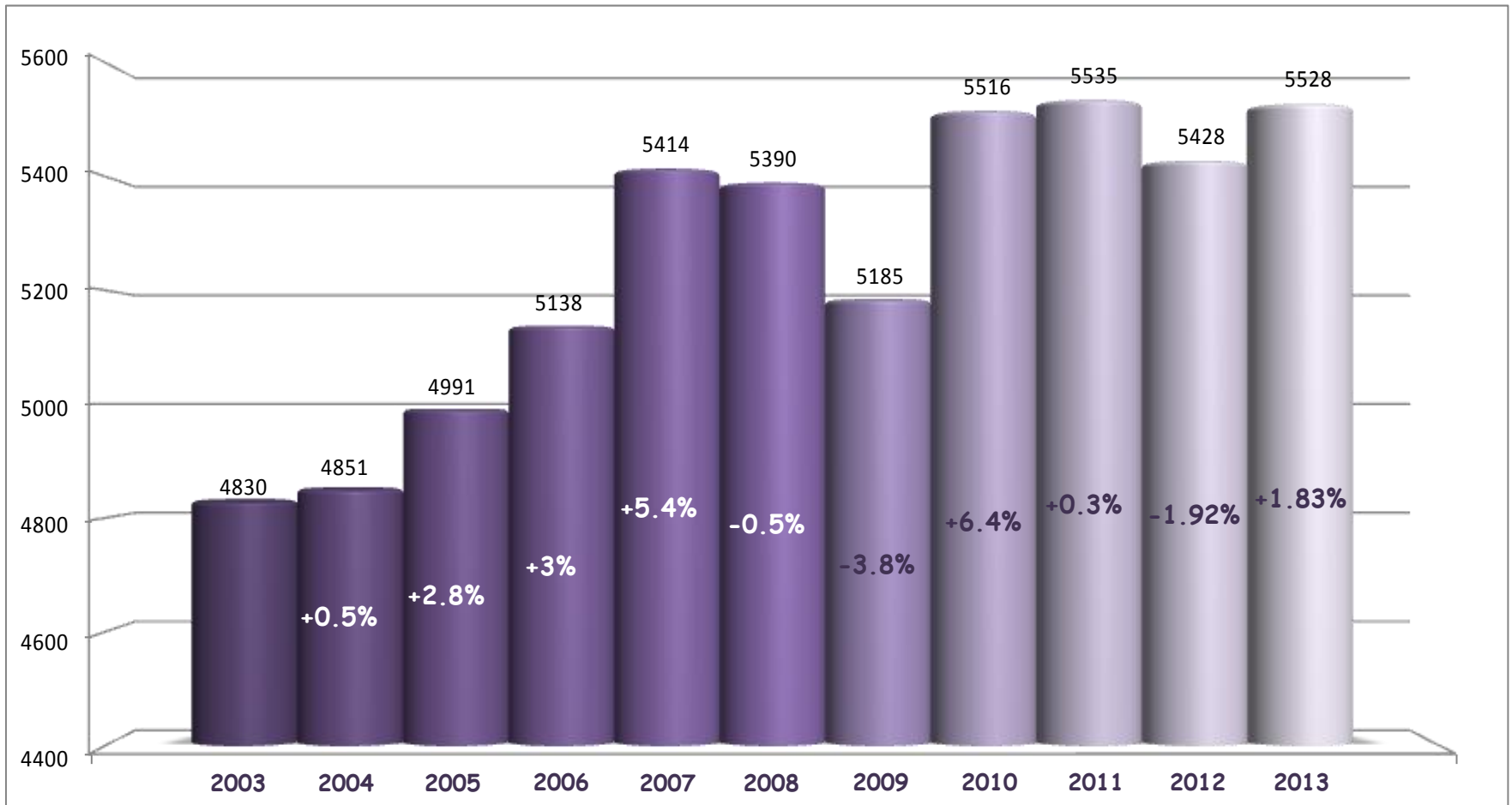
[info@aerosol.org](mailto:info@aerosol.org) - [www.aerosol.org](http://www.aerosol.org)

© FEA 2014

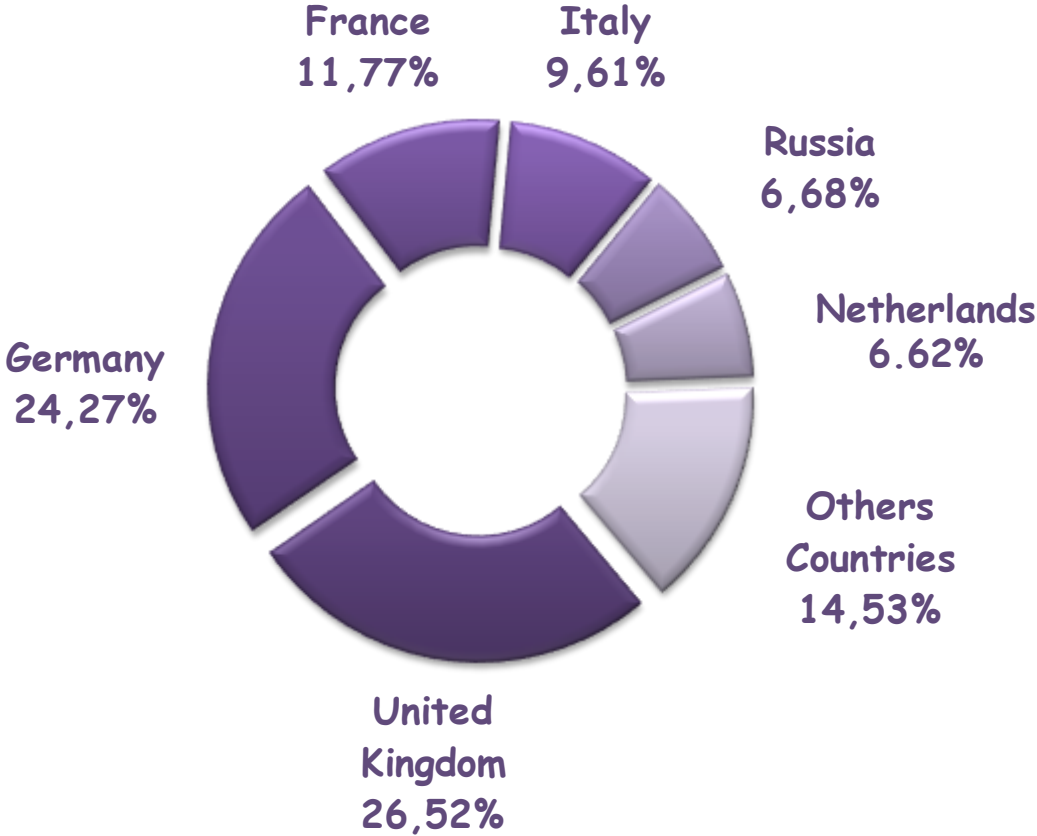
All Rights Reserved

Full or partial reproduction is prohibited without FEA's prior written consent

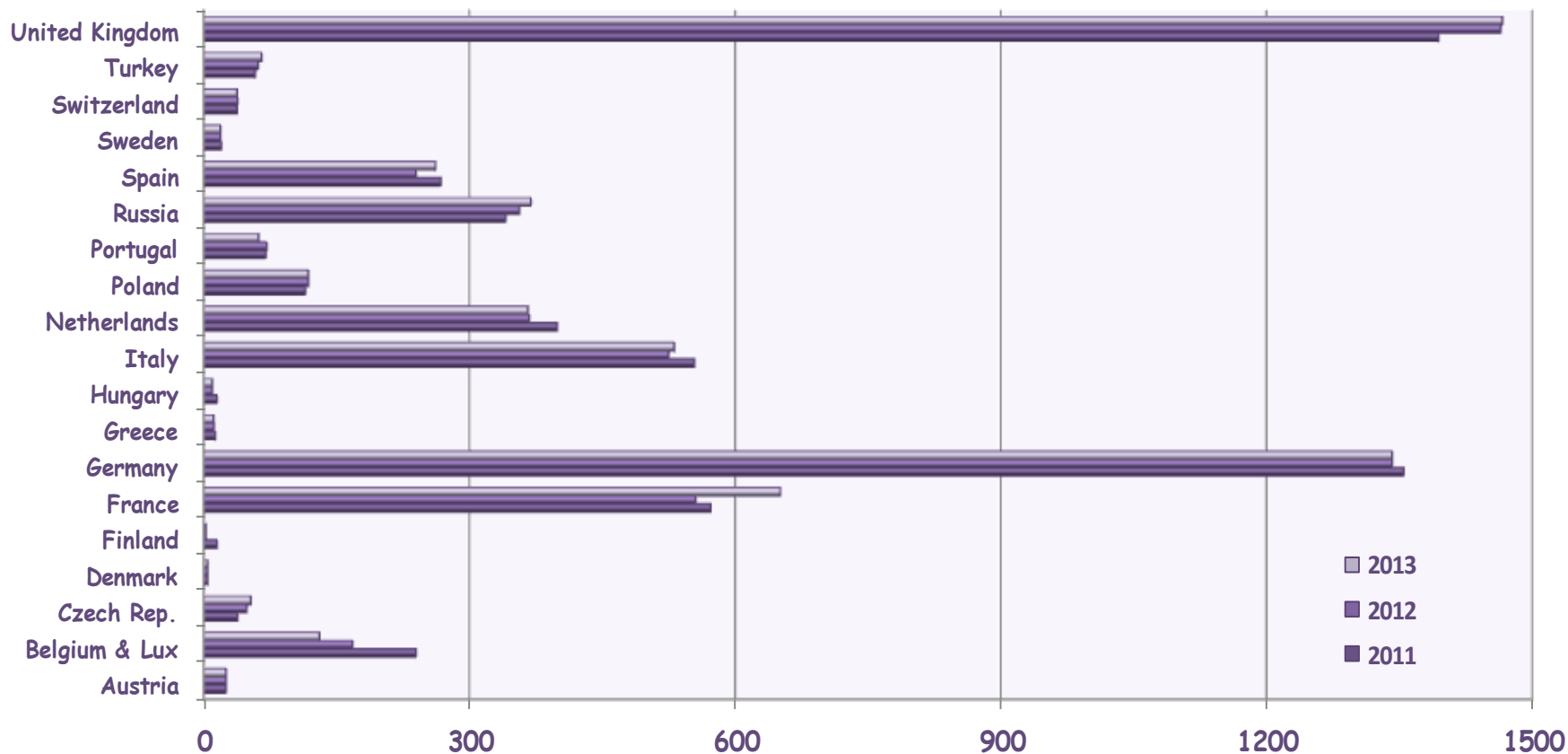
## European Production Evolution - in '000 000 units



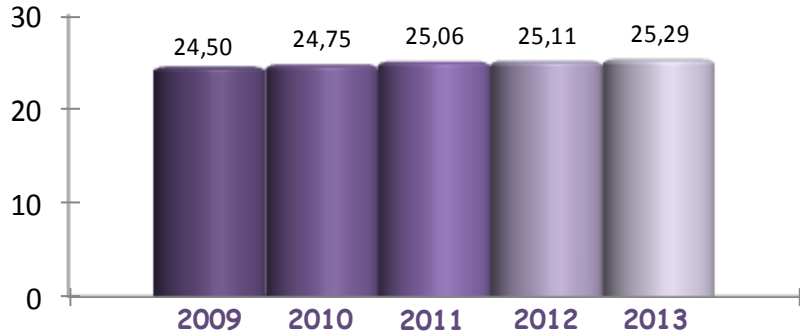
# 2013 Major Production Share



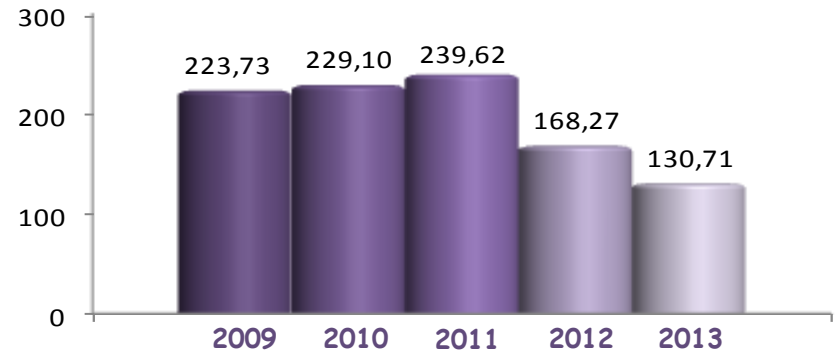
## Evolution by Country - in '000 000 units



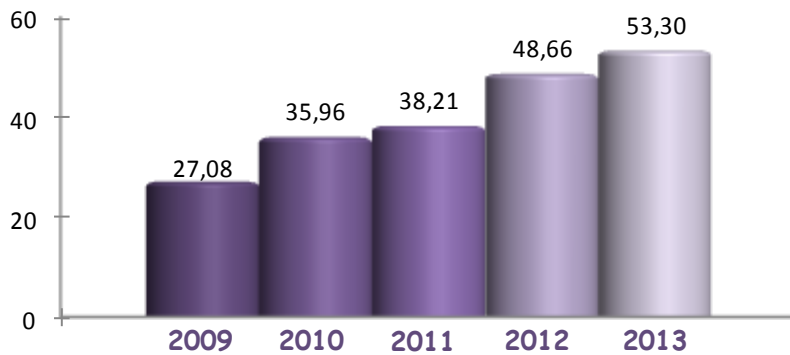
## Country Evolution - in '000 000 units



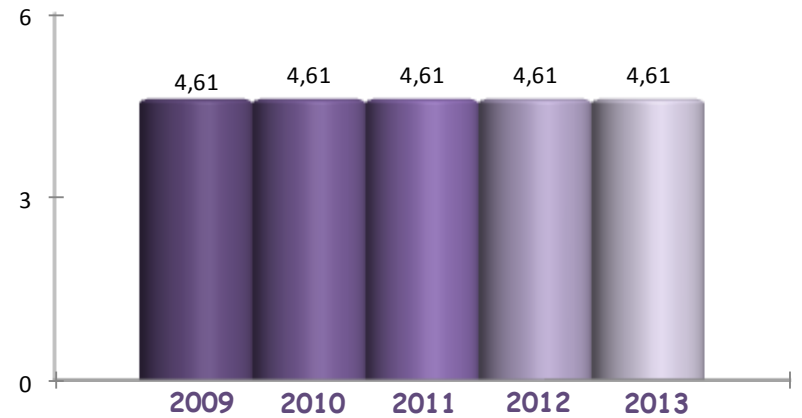
Austria



Belgium & Luxembourg



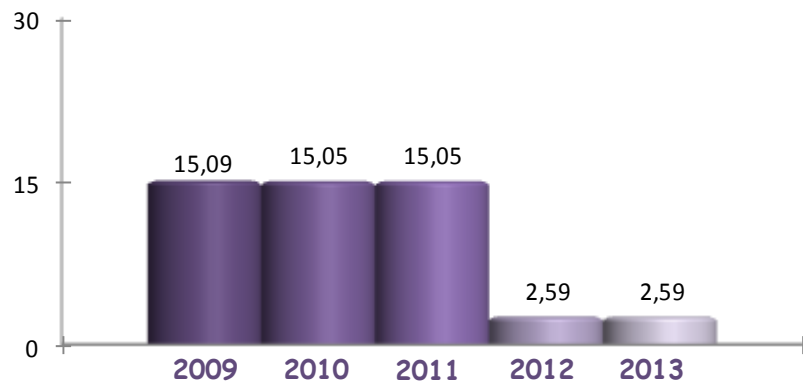
Czech Republic



\* No data available in 2013

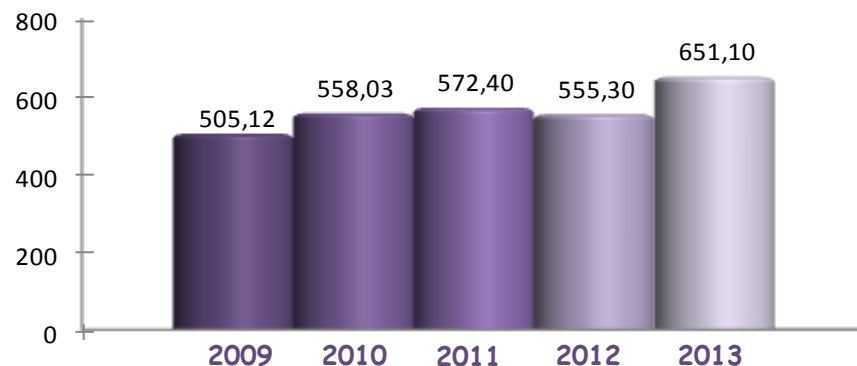
Denmark\*

## Country Evolution - in '000 000 units

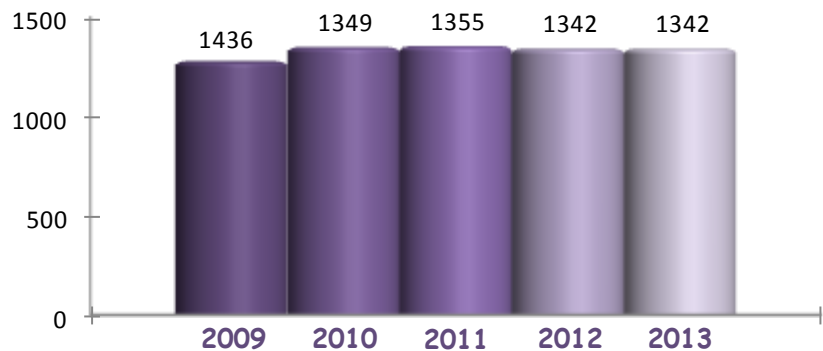


\* No data available in 2013

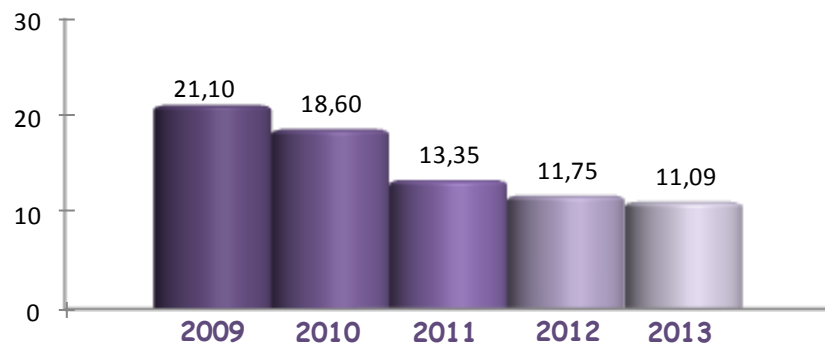
**Finland\***



**France**

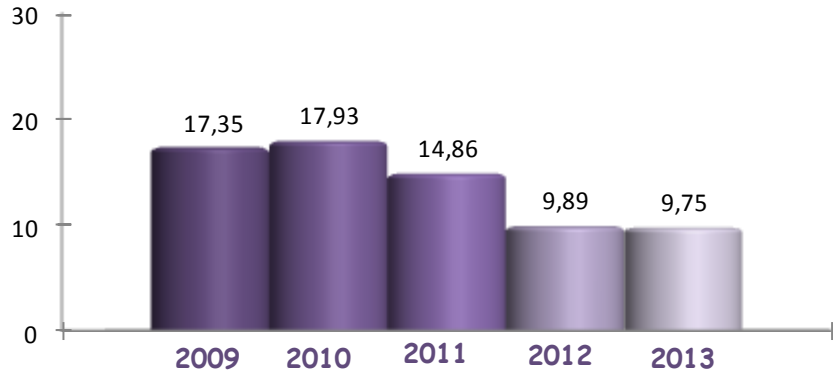


**Germany**

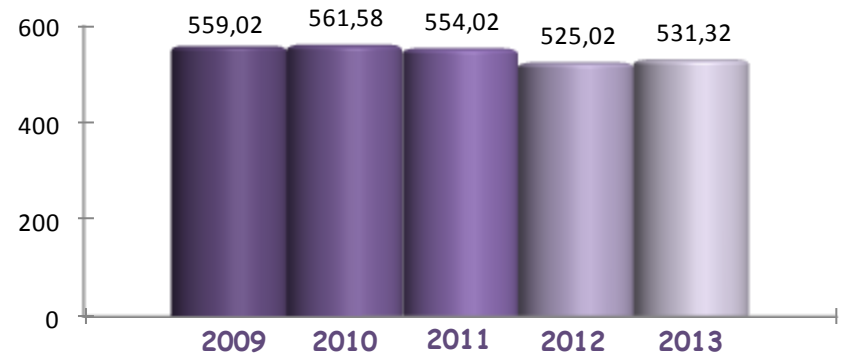


**Greece**

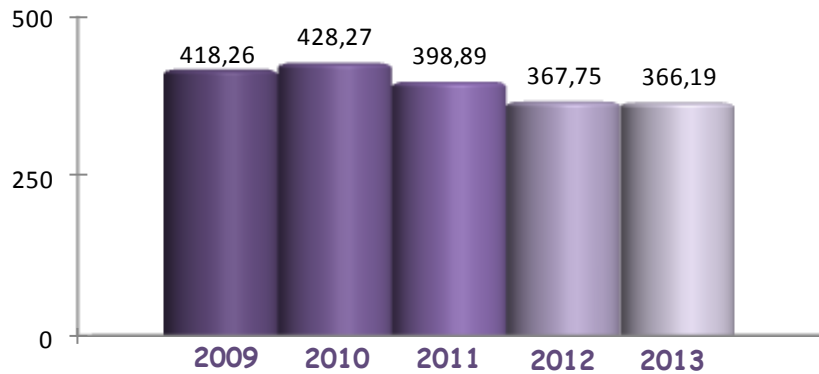
## Country Evolution - in '000 000 units



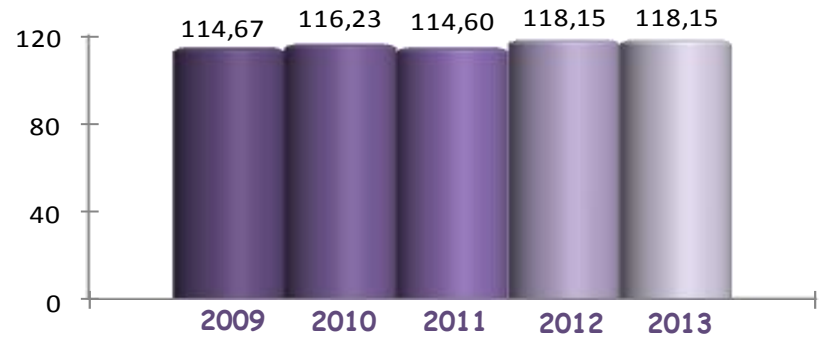
Hungary



Italy



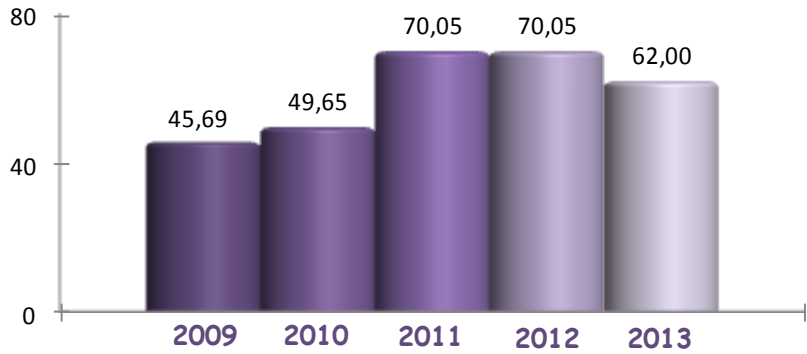
Netherlands



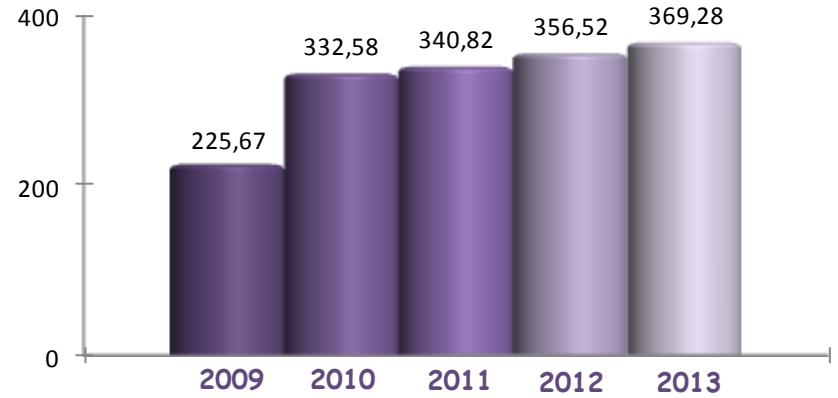
\* No data available in 2013

Poland\*

## Country Evolution - in '000 000 units



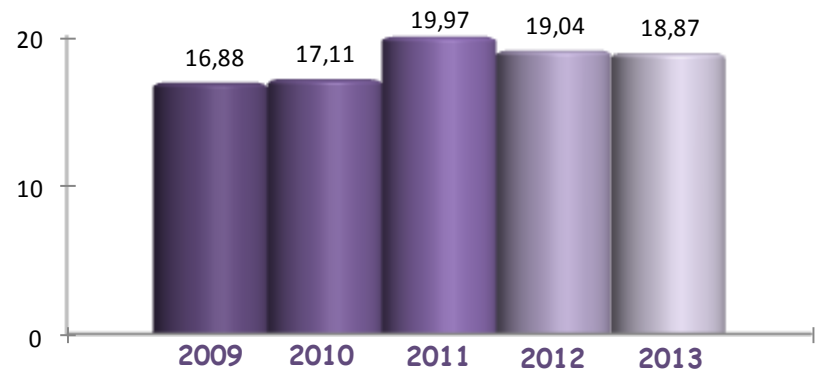
Portugal



Russia



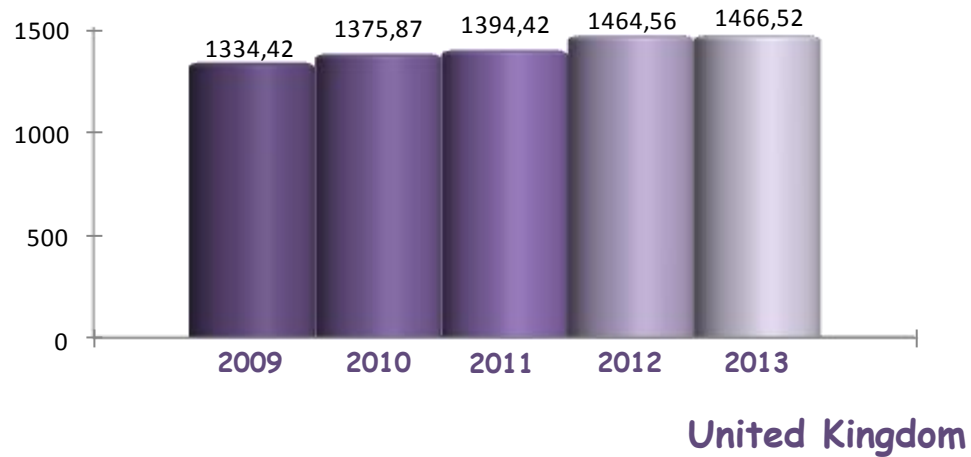
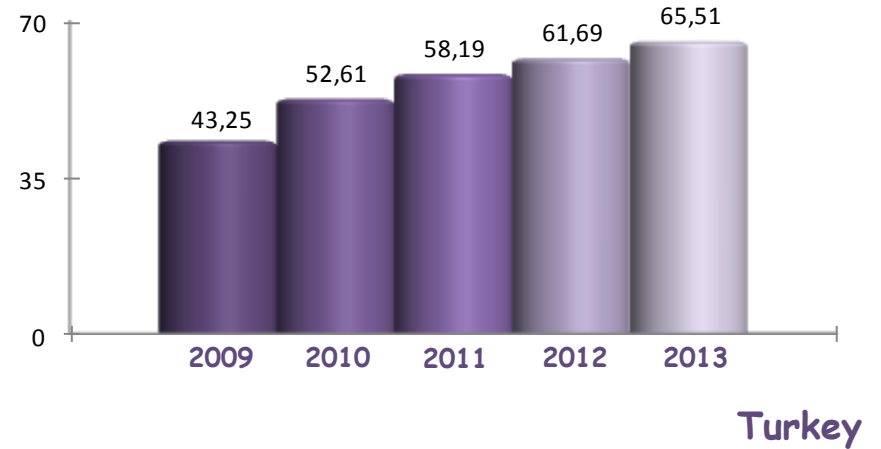
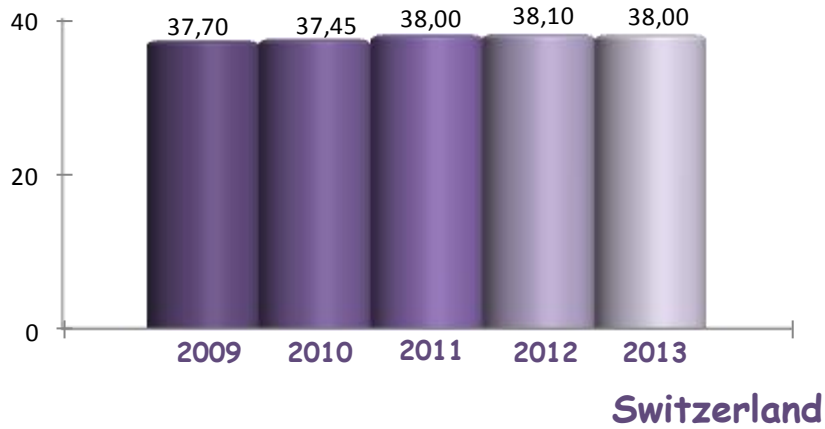
Spain



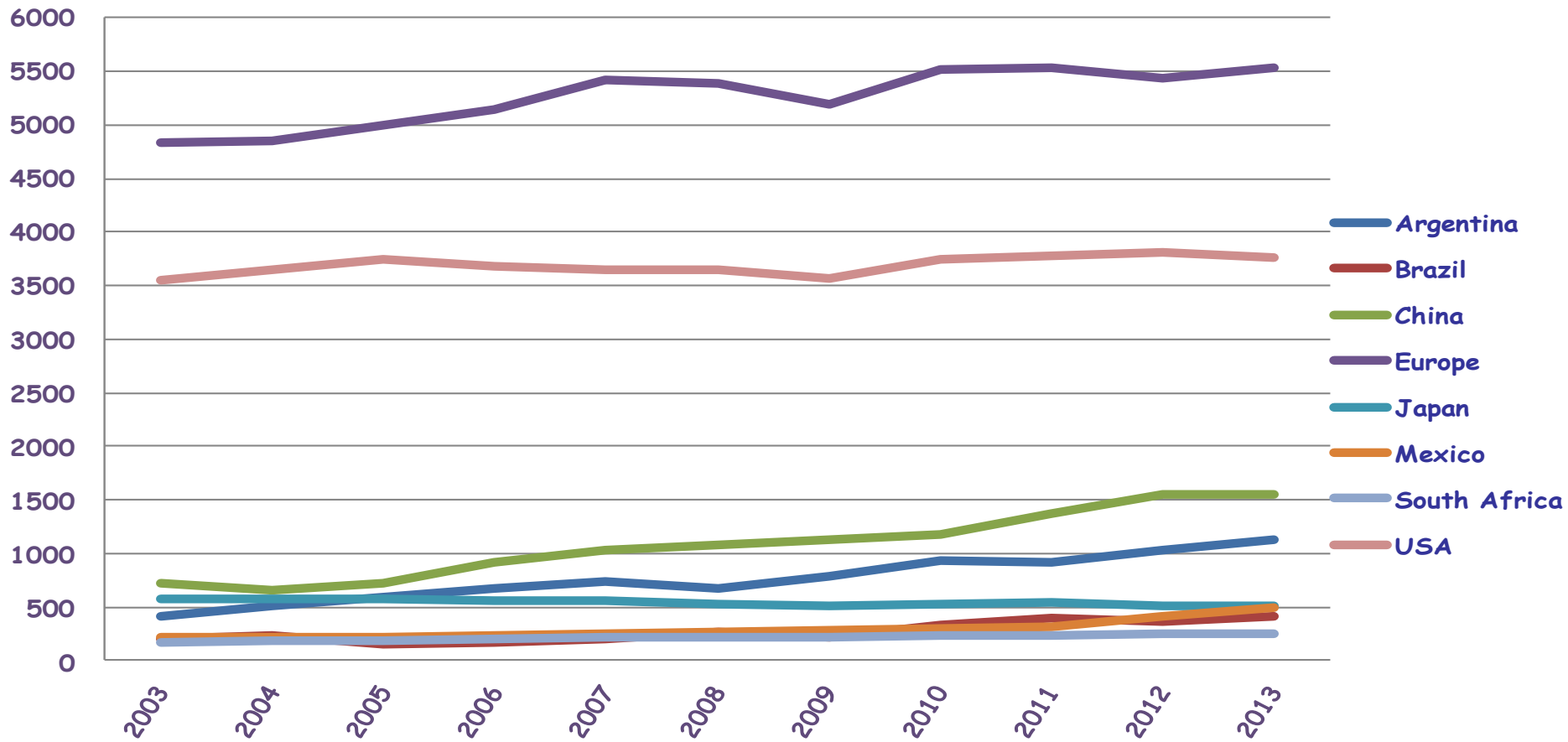
Sweden



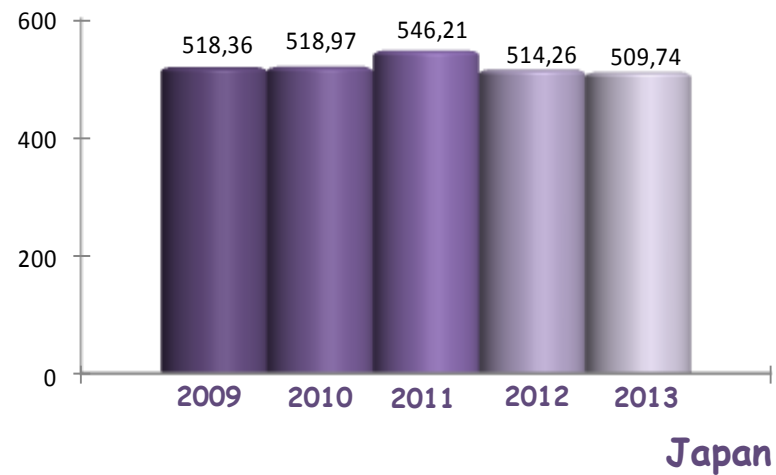
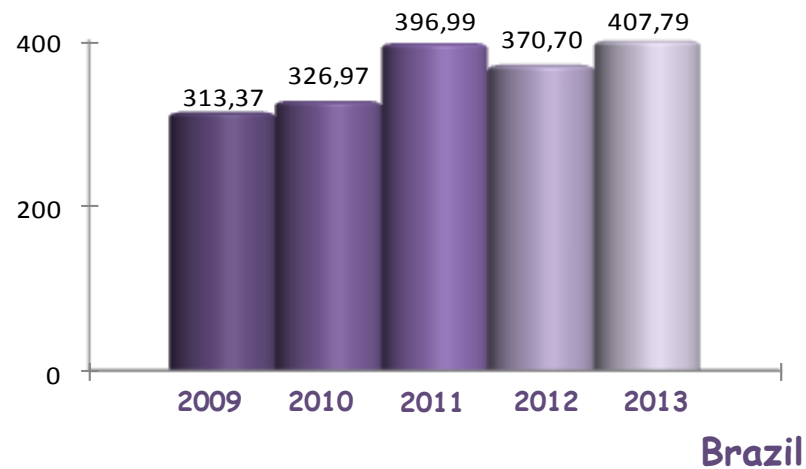
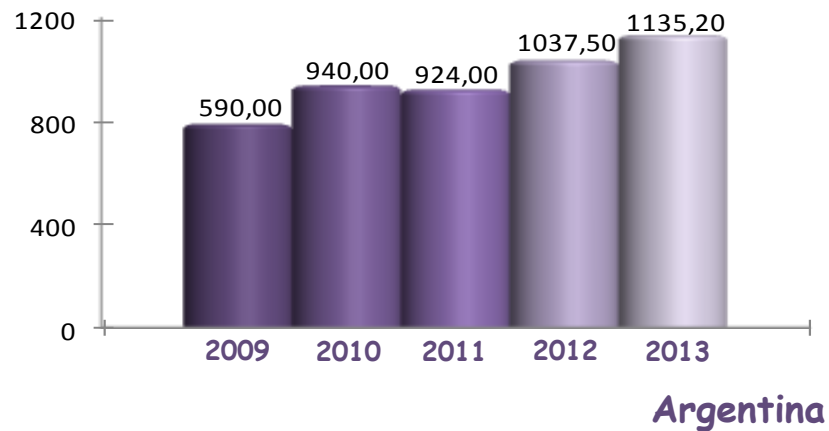
## Country Evolution - in '000 000 units



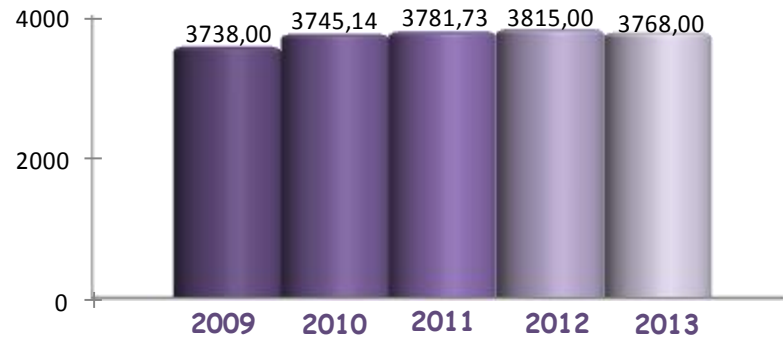
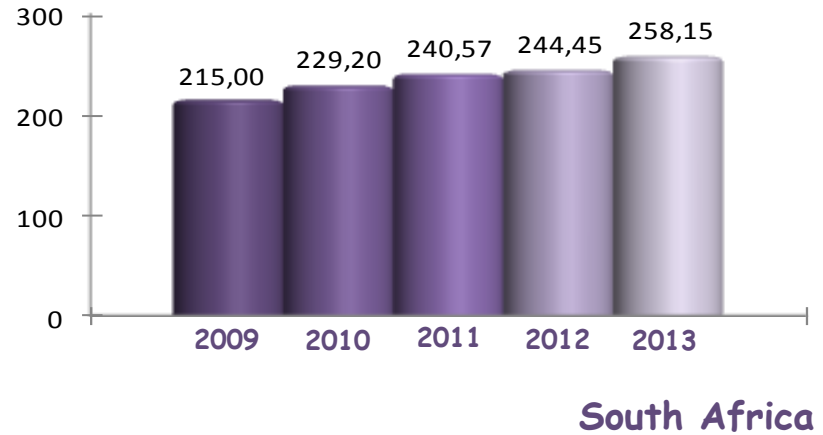
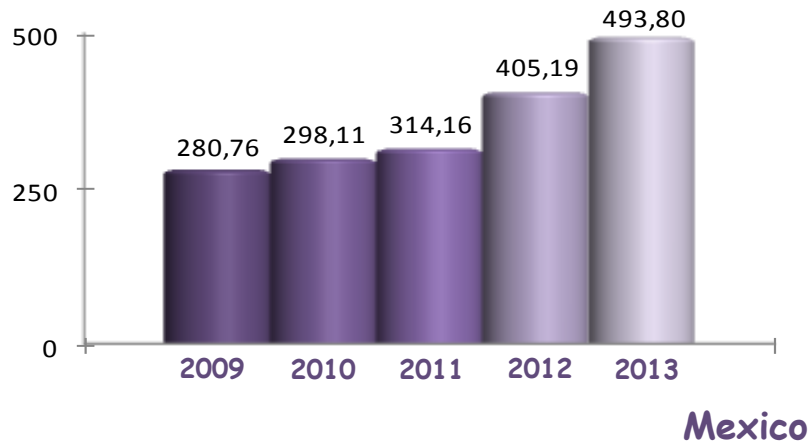
# Worldwide Production Evolution - in '000 000 units



## Country Evolution - in '000 000 units



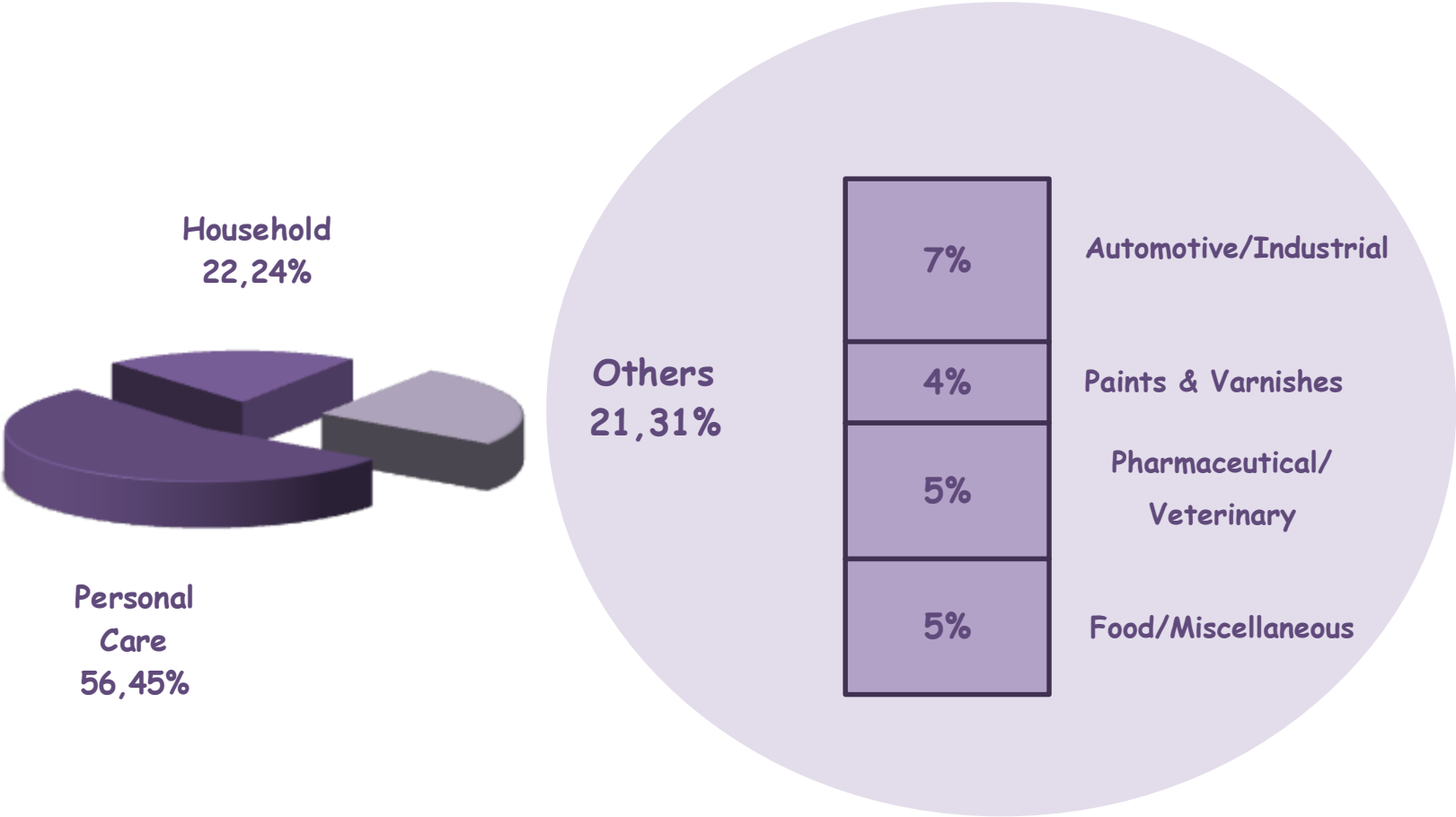
## Country Evolution - in '000 000 units



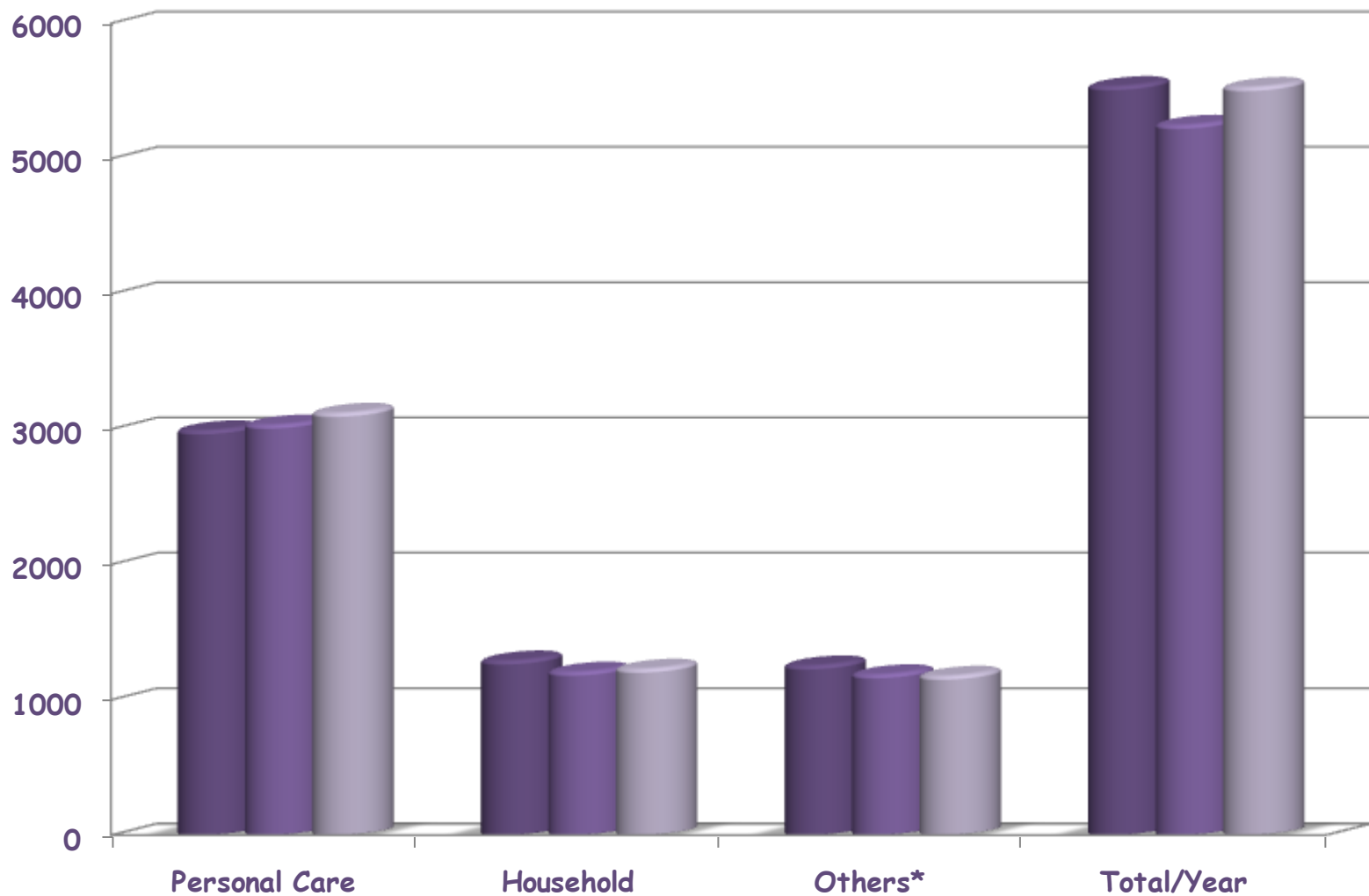
\* Complete report 2013 available from CSPA

**USA\***

# 2013 Products Breakdown



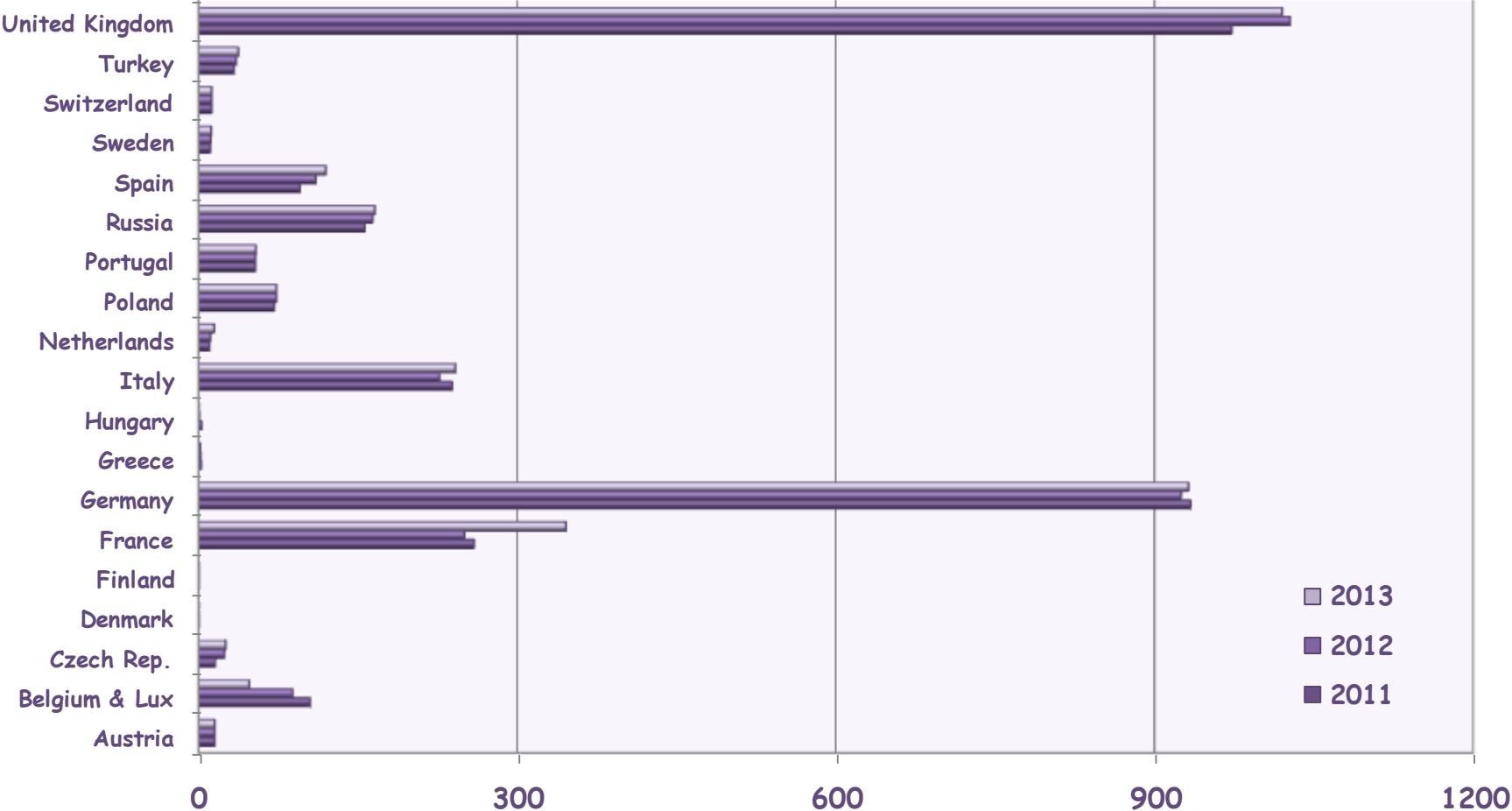
## Product Category Evolution - in '000 000 units



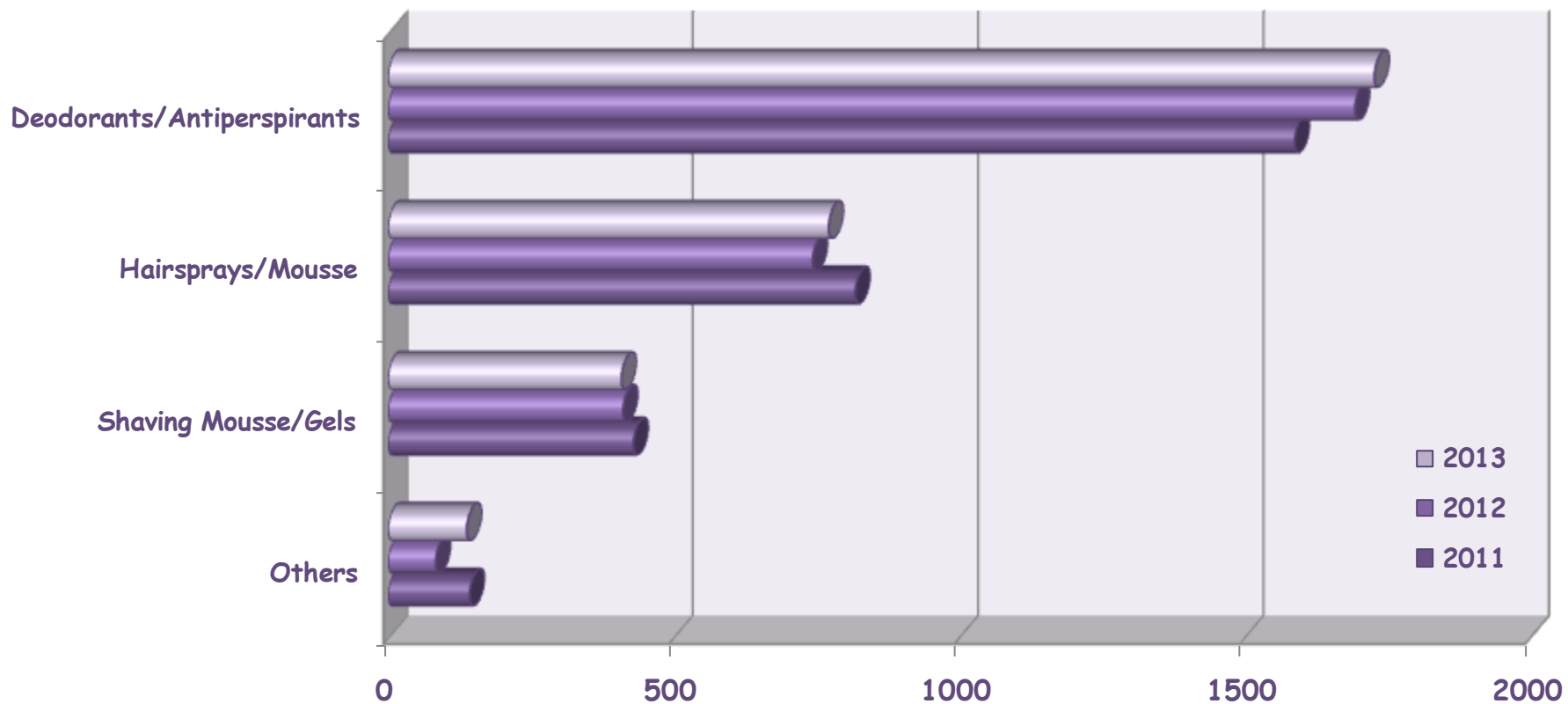
\* (Automotive, Industrial, Paints & Varnishes, Pharmaceutical & Veterinary, Food & Miscellaneous)

■ 2011 ■ 2012 ■ 2013

# Personal Care Products Evolution - in '000 000 units

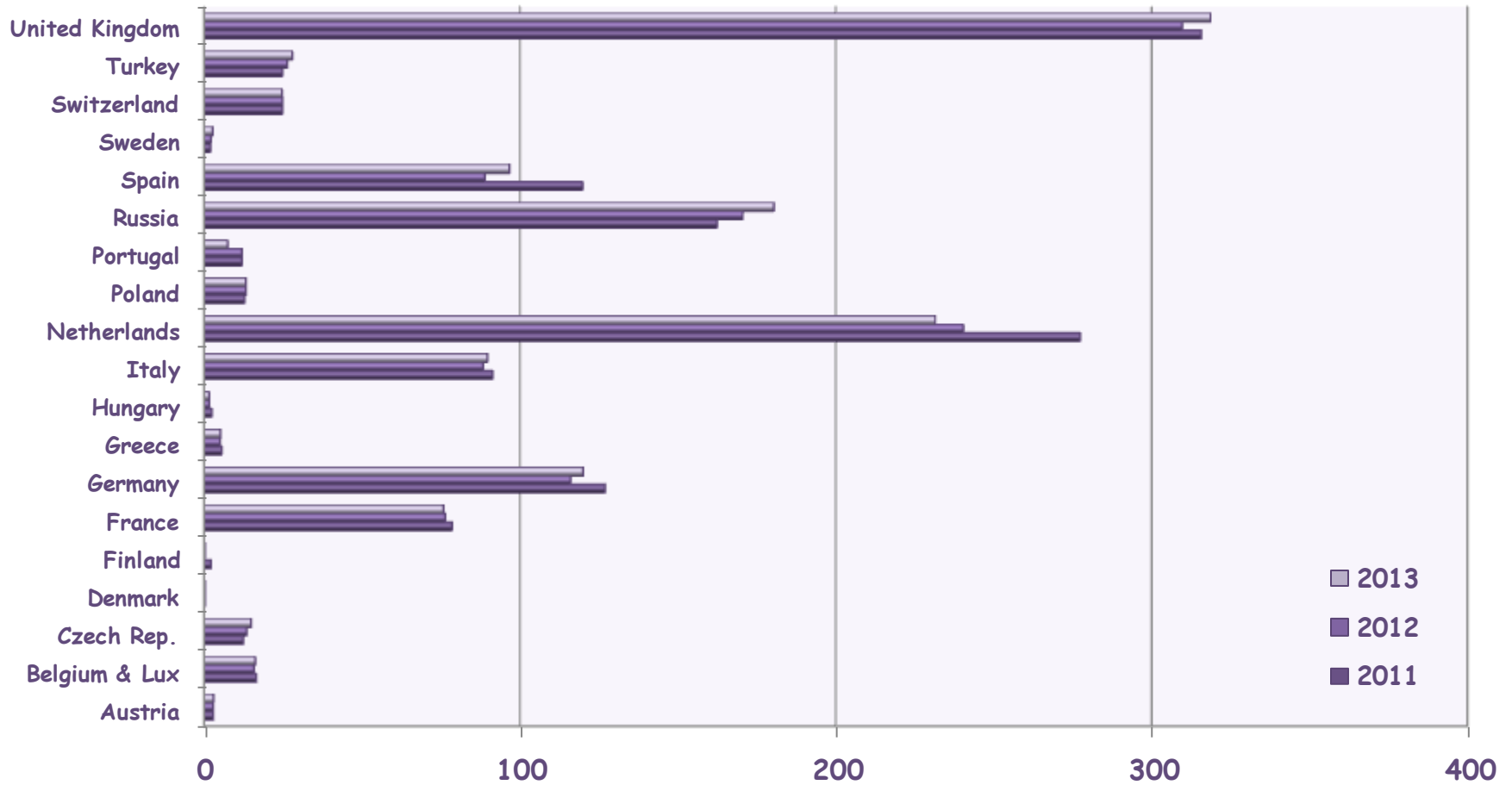


## Personal Care Products Production Share - in '000 000 units

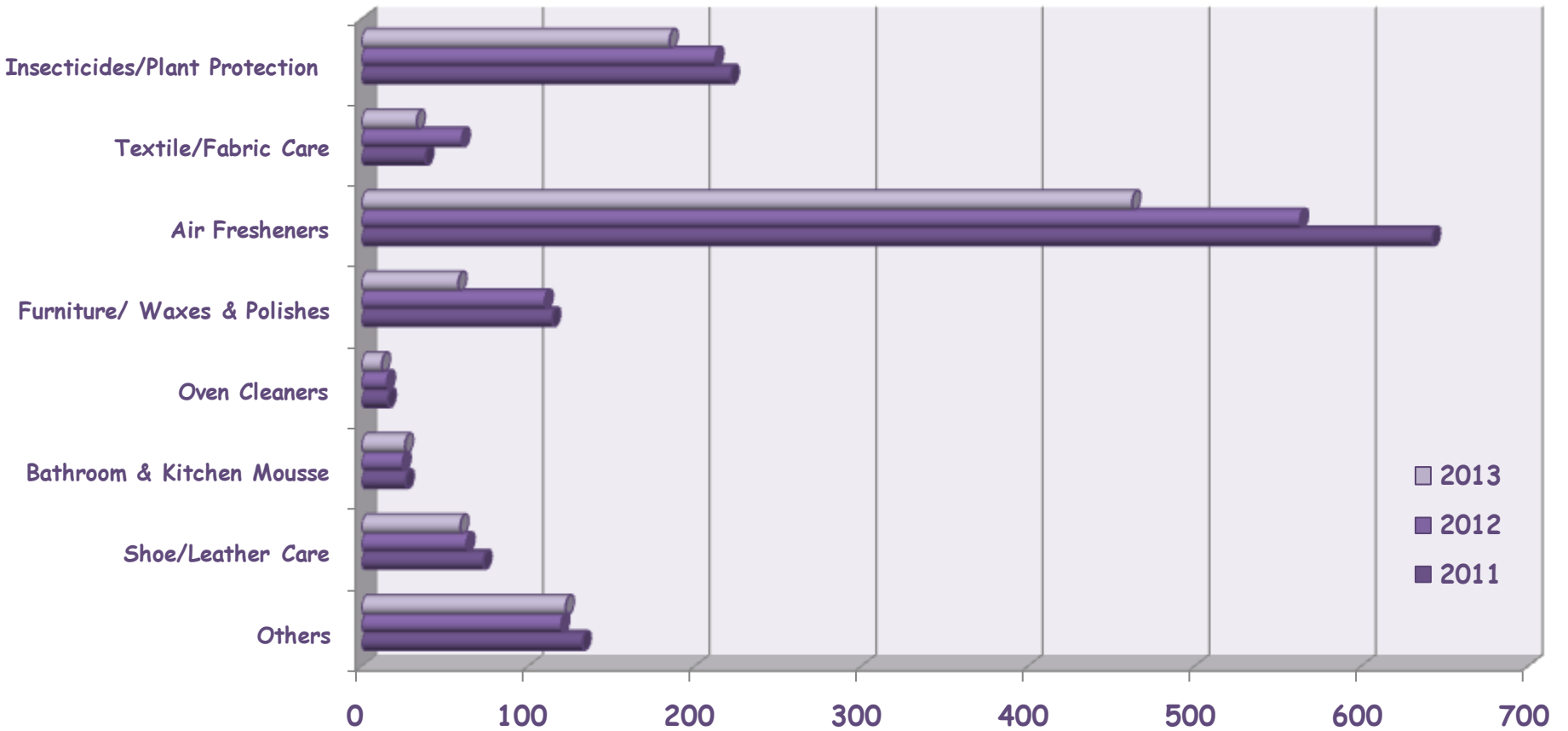




## Household Products Evolution - in '000 000 units

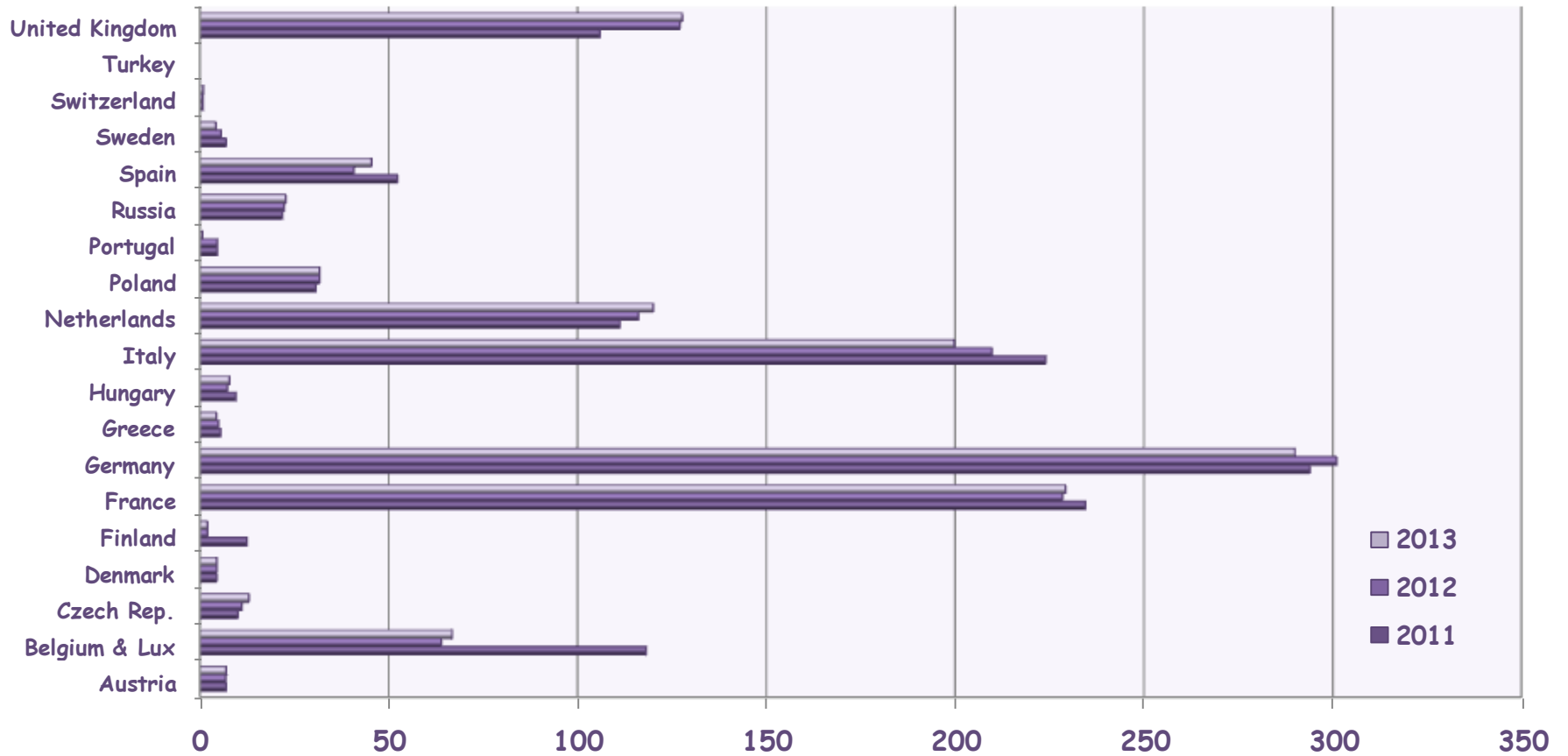


## Household Products Production Share - in '000 000 units



## Other Products Evolution - in '000 000 units

(Automotive, Industrial, Paints & Varnishes, Pharmaceutical & Veterinary, Food & Miscellaneous)



# European Aerosol Production 2013 - in '000 units

<i>All figures in '000 units</i>	Austria	Belgium & Lux	Czech Republic	Denmark*	Finland*	France	Germany	Greece	Hungary	Italy	Nether-lands	Poland*	Portugal	Russia	Spain	Sweden	Switzer-land	Turkey	United Kingdom	TOTAL
<b>PERSONAL CARE</b>																				
Deodorants/Antiperspirants	2465	N/P	18854	0	N/P	173000	438000	0	25	124855	N/P	52600	40299	77439	64613	1408	N/P	29144	704987	<b>1727689</b>
Hair Mousse	1114	N/P	869	0	N/P	9700	79000	80	29	10571	N/P	3600	2807	12729	12443	1705	N/P	1469	9720	<b>145836</b>
Hairsprays	10703	N/P	3295	0	N/P	87700	279000	1400	127	42209	N/P	7000	71	72118	30234	5511	N/P	6780	79528	<b>625676</b>
Shaving Mousse & Gels	1078	N/P	942	0	N/P	14900	106000	110	186	57462	N/P	7050	7131	3817	7310	911	N/P	238	201468	<b>408603</b>
Others	0	N/P	1532	20	N/P	60800	30000	0	0	6822	N/P	3000	3628	0	5064	2337	N/P	0	24478	<b>137681</b>
<b>TOTAL</b>	<b>15360</b>	<b>47757</b>	<b>25492</b>	<b>20</b>	<b>401</b>	<b>346100</b>	<b>932000</b>	<b>1590</b>	<b>367</b>	<b>241919</b>	<b>14667</b>	<b>73250</b>	<b>53936</b>	<b>166103</b>	<b>119664</b>	<b>11872</b>	<b>12500</b>	<b>37631</b>	<b>1020181</b>	<b>3120810</b>
<b>HOUSEHOLD</b>																				
Insecticides & Plant Protection Products	781	N/P	4313	100	N/P	17500	4000	4700	1161	27510	N/P	3750	925	54504	38379	258	N/P	22571	4226	<b>184678</b>
Textile/Fabric Care Products	310	N/P	30	0	N/P	2900	5000	0	64	7362	N/P	0	272	9026	669	1956	N/P	92	5265	<b>32946</b>
Air Fresheners	1269	N/P	409	75	N/P	41700	61000	500	280	31081	N/P	6300	482	87619	38246	0	N/P	4596	188776	<b>462333</b>
Furniture/Waxes & Polishes	201	N/P	177	0	N/P	3900	1000	0	4	8169	N/P	3200	371	925	14742	0	N/P	108	25094	<b>57891</b>
Oven Cleaners	99	N/P	60	10	N/P	2100	4000	0	3	1688	N/P	0	15	1571	862	474	N/P	21	1125	<b>12028</b>
Bathroom & Kitchen Cleaning Mousse	204	N/P	0	0	N/P	2500	4000	0	0	3040	N/P	0	0	61	0	0	N/P	95	16057	<b>25957</b>
Shoe/Leather Care Products	100	N/P	9847	0	N/P	1800	34000	0	10	1327	N/P	0	5322	1655	3111	0	N/P	336	1602	<b>59110</b>
Others	0	N/P	30	0	N/P	3400	7000	0	26	9498	N/P	0	23	25093	683	47	N/P	67	76485	<b>122352</b>
<b>TOTAL</b>	<b>2964</b>	<b>16179</b>	<b>14866</b>	<b>185</b>	<b>190</b>	<b>75800</b>	<b>120000</b>	<b>5200</b>	<b>1548</b>	<b>89675</b>	<b>231479</b>	<b>13250</b>	<b>7410</b>	<b>180454</b>	<b>96692</b>	<b>2735</b>	<b>24600</b>	<b>27886</b>	<b>318630</b>	<b>1229743</b>
<b>OTHERS</b>																				
AUTOMOTIVE PRODUCTS (excluding paints)	1103	N/P	335	110	N/P	7000	37000	300	931	18681	35799	5900	552	1159	2909	1792	N/P	0	34608	<b>148179</b>
PAINTS & VARNISHES (including automobile use)	4539	N/P	74	50	N/P	12000	77000	3500	748	37481	32633	8750	0	0	14621	395	N/P	0	14431	<b>206222</b>
INDUSTRIAL & TECHNICAL PRODUCTS	1185	N/P	8462	1245	N/P	40300	60000	0	424	20438	40812	17000	73	8963	3587	1310	N/P	0	34394	<b>238193</b>
PHARMACEUTICAL & VETERINARY PRODUCTS	143	N/P	4077	0	N/P	142800	36000	100	5361	42205	5925	0	0	0	3869	0	N/P	0	23613	<b>264093</b>
FOOD PRODUCTS	0	N/P	0	0	N/P	23400	58000	0	0	64375	0	0	34	0	8102	414	N/P	0	641	<b>154966</b>
MISCELLANEOUS	0	N/P	0	3000	N/P	3700	22000	400	373	16552	4877	0	0	12609	12332	357	N/P	0	20028	<b>96228</b>
<b>TOTAL</b>	<b>6970</b>	<b>66781</b>	<b>12948</b>	<b>4405</b>	<b>2001</b>	<b>229200</b>	<b>290000</b>	<b>4300</b>	<b>7837</b>	<b>199732</b>	<b>120046</b>	<b>31650</b>	<b>659</b>	<b>22731</b>	<b>45420</b>	<b>4268</b>	<b>900</b>	<b>0</b>	<b>127715</b>	<b>1177563</b>
<b>GRAND TOTAL 2013</b>	<b>25294</b>	<b>130717</b>	<b>53306</b>	<b>4610</b>	<b>2592</b>	<b>651100</b>	<b>1342000</b>	<b>11090</b>	<b>9752</b>	<b>531326</b>	<b>366192</b>	<b>118150</b>	<b>62005</b>	<b>369288</b>	<b>261776</b>	<b>18875</b>	<b>38000</b>	<b>65517</b>	<b>1466526</b>	<b>5528116</b>
<b>Total 2012</b>	<b>25118</b>	<b>168265</b>	<b>48660</b>	<b>4610</b>	<b>2592</b>	<b>555300</b>	<b>1342000</b>	<b>11750</b>	<b>9895</b>	<b>525026</b>	<b>367753</b>	<b>118150</b>	<b>70055</b>	<b>356521</b>	<b>239770</b>	<b>19042</b>	<b>38100</b>	<b>61692</b>	<b>1464567</b>	<b>5428866</b>
<i>Change over 2012 in %</i>	<i>0,70</i>	<i>-22,31</i>	<i>9,55</i>	<i>0,00</i>	<i>0,00</i>	<i>17,25</i>	<i>0,00</i>	<i>-5,62</i>	<i>-1,45</i>	<i>1,20</i>	<i>-0,42</i>	<i>0,00</i>	<i>-11,49</i>	<i>3,58</i>	<i>9,18</i>	<i>-0,88</i>	<i>-0,26</i>	<i>6,20</i>	<i>0,13</i>	<i>1,83</i>

\* No data available for 2013

## Cans used in Production 2013 - in '000 units

All figures in '000 units	Austria	Belgium & Lux	Czech Republic	Denmark*	Finland*	France	Germany	Greece	Hungary	Italy	Nether-lands	Poland*	Portugal	Russia	Spain	Sweden	Switzer-land	Turkey	United Kingdom
<b>Steel cans</b>																			
PERSONAL CARE	N/P	N/P	5098	N/P	N/P	9200	234000	1460	367	N/P	N/P	36150	18209	47763	N/P	1719	N/P	16268	317765
HOUSEHOLD	N/P	N/P	10600	N/P	N/P	67650	61000	5200	1298	N/P	N/P	11800	7017	122837	N/P	1946	N/P	27792	312095
OTHERS	N/P	N/P	11017	N/P	N/P	70200	232000	4000	2230	N/P	N/P	14650	625	12599	N/P	3668	N/P	0	98922
<b>TOTAL Steel Cans</b>	<b>N/P</b>	<b>85364</b>	<b>26715</b>	<b>N/P</b>	<b>N/P</b>	<b>147050</b>	<b>527000</b>	<b>10660</b>	<b>3895</b>	<b>N/P</b>	<b>N/P</b>	<b>62600</b>	<b>25851</b>	<b>183199</b>	<b>164919</b>	<b>7333</b>	<b>N/P</b>	<b>44060</b>	<b>728782</b>
<b>Aluminium cans</b>																			
PERSONAL CARE	N/P	N/P	20394	N/P	N/P	336900	698000	130	0	N/P	N/P	37100	35727	118339	N/P	10153	N/P	21363	691683
HOUSEHOLD	N/P	N/P	4266	N/P	N/P	8150	59000	0	250	N/P	N/P	1350	394	57617	N/P	789	N/P	0	6535
OTHERS	N/P	N/P	1931	N/P	N/P	155000	58000	300	5607	N/P	N/P	17000	0	10132	N/P	600	N/P	0	28793
<b>TOTAL Aluminium Cans</b>	<b>N/P</b>	<b>45353</b>	<b>26591</b>	<b>N/P</b>	<b>N/P</b>	<b>500050</b>	<b>815000</b>	<b>430</b>	<b>5857</b>	<b>N/P</b>	<b>N/P</b>	<b>55450</b>	<b>36121</b>	<b>186088</b>	<b>96857</b>	<b>11542</b>	<b>N/P</b>	<b>21363</b>	<b>727011</b>

\* No data available for 2013

NB: Glass and plastic data are not provided