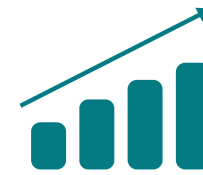




European Aerosol Federation

# EUROPEAN AEROSOL PRODUCTION

# 2017



Introduction



European  
production



Market  
share



Production by  
segment



Worldwide  
production





## INTRODUCTION

More than 5.7 billion over 16 billion units globally produced, are made in Europe. The data annually collected among FEA members, focus on giving a detailed summary on European aerosol products production by country, segment and type.

A worldwide production overview lastly concluded this report.

## About FEA

### The European voice for the aerosol industry

The FEA (Fédération Européenne des Aérosols or European Aerosol Federation) was founded in 1959. It functions as the European voice for the industry and the coordination office for its national associations. The Federation represents today 18 European countries which include more than 350 SMEs and multinationals active in the aerosol industry.

Its area of activity is tightly defined and offers unique expertise on aerosol dispensers at European level on challenging aspects such as flammability, pressure resistance, packaging and components fittings, filling, testing, warehousing, transport, recycling, propellants and solvents.

## What we do?

### REGULATORY



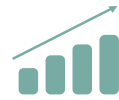
Participates in different industry platforms, being particularly involved in the following areas : Product safety, Chemicals, Classification, Labelling and Packaging, Industrial safety, Transport of Dangerous Goods, Propellants and solvents issues, Legal metrology, Recycling (...)



Prepares and coordinates the actions of the National Associations regarding current and forthcoming legislation and regulation

### EXPERTISE AND SUPPORT

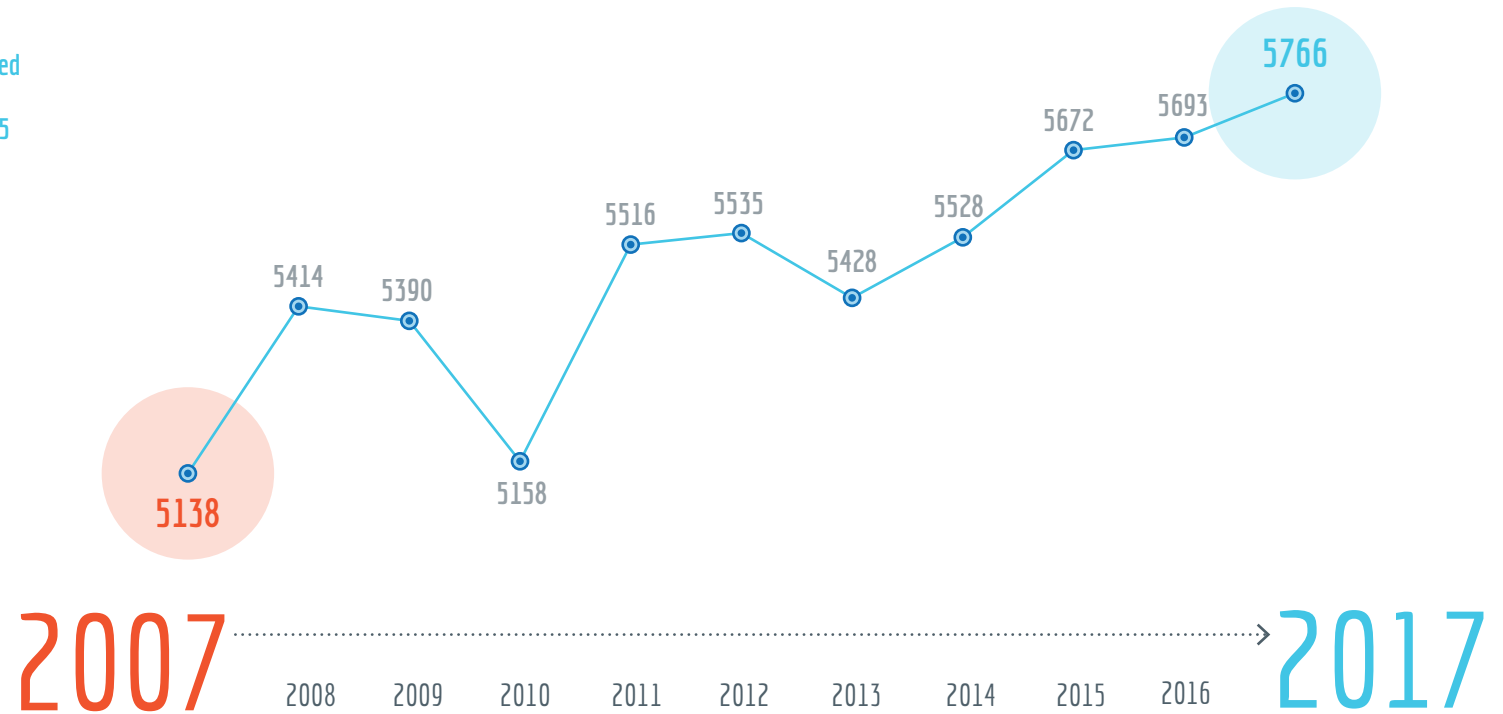
- ✓ Provides help to its members regarding technical, legal and regulatory affairs and keeps them up-to-date
- ✓ Develops and updates industry standards and guidance documents to promote best practices within the industry
- ✓ Works closely with sectoral associations and contribute our expertise to the discussions
- ✓ Supports aerosol associations worldwide in order to foster safety and global harmonisation



# EUROPEAN PRODUCTION

European production evolution (2007-2017, in '000 000 units)

According to reported fillings for European aerosol products, overall unit production reached a new record high with more than 5.7 billion in 2017, reflecting a continuous growth from 2015 & 2016's production numbers.



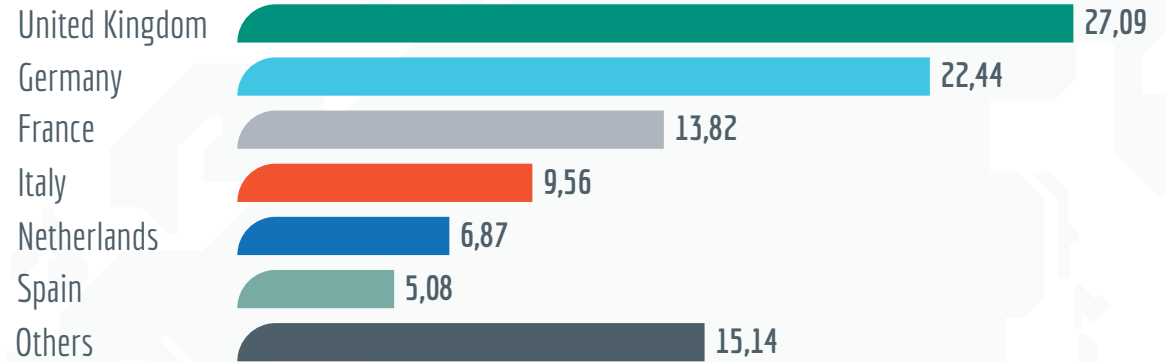


## AEROSOL MARKET SHARE


United Kingdom, Germany and France provide more than 60% of the annual aerosol production in Europe in all segments.

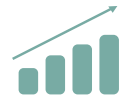
The split is roughly estimated to 55% aluminium cans and 44% steel cans. Glass and plastic cans represent less than 1% of the total production.

### Aerosol market share (% , 2017)



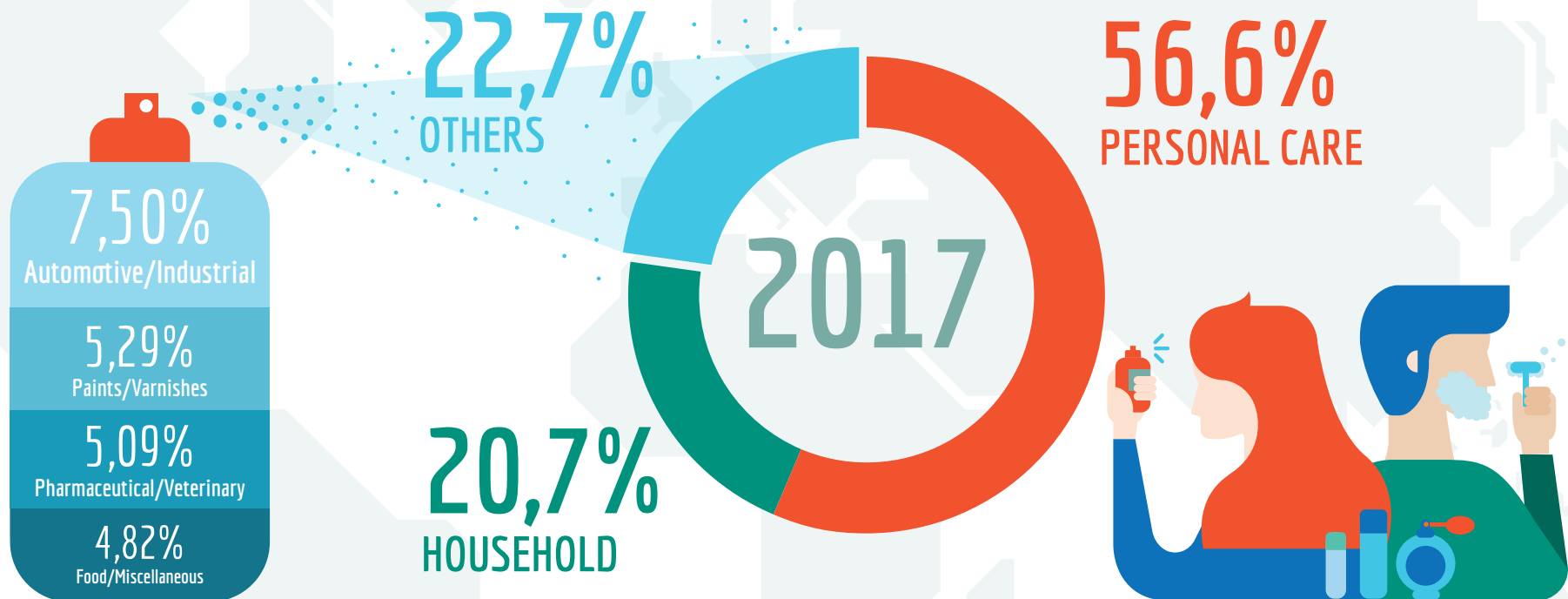
### European production 2017 in '000 000 units

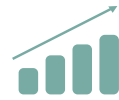




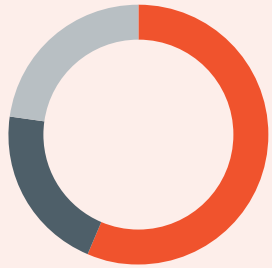
## AEROSOL PRODUCTION BY SEGMENT

Aerosol containers are primarily made of steel and aluminium whereas glass and plastic containers remain marginal. Cosmetics and household products represent more than three quarter of the European production.

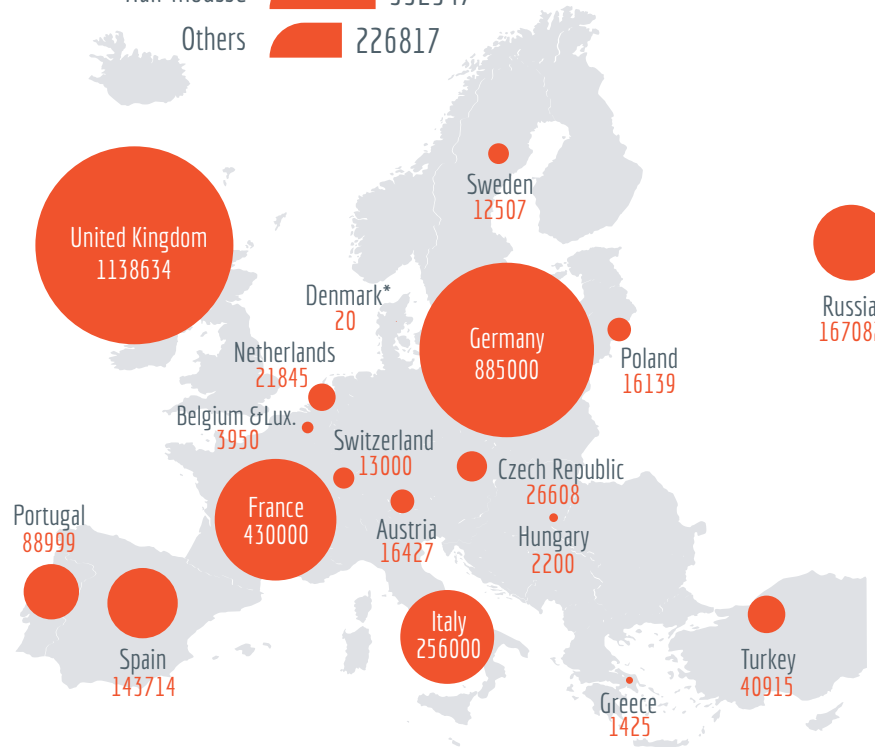
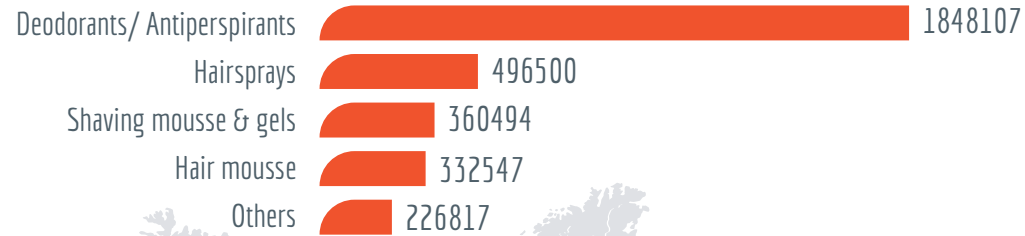




## Personal care aerosol production in Europe (2017, in '000 units)

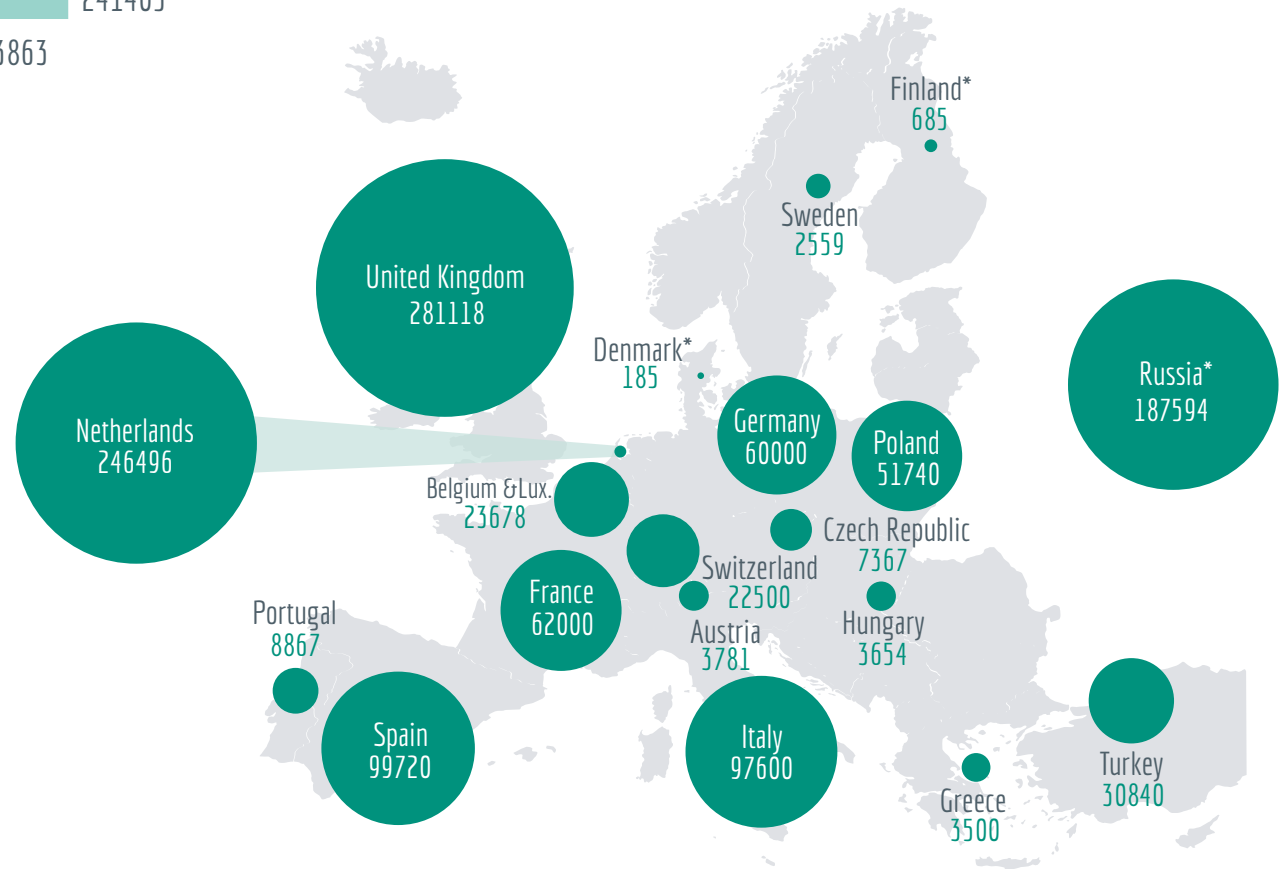
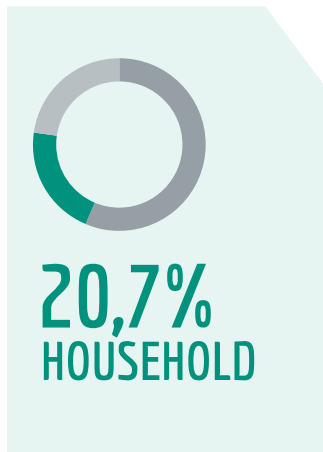
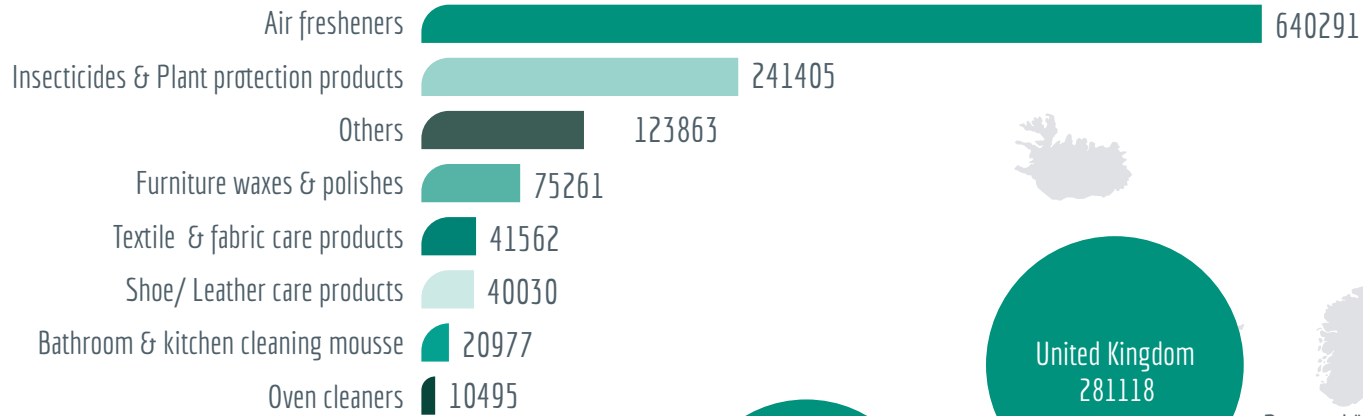


**56,6%**  
**PERSONAL CARE**



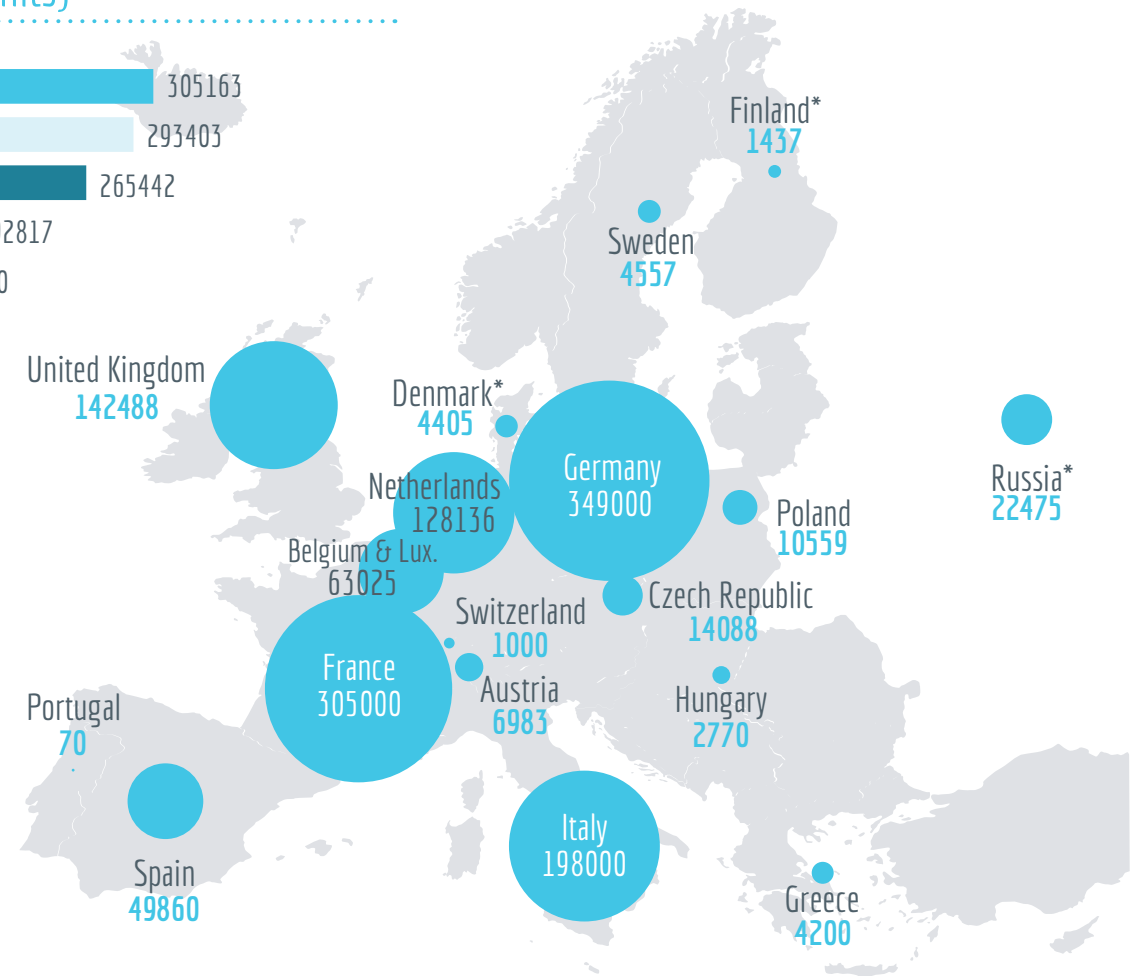
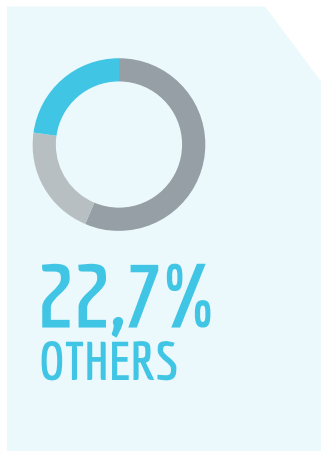
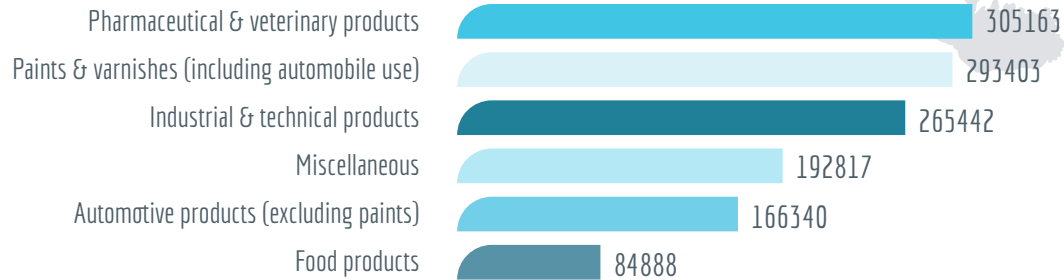
\*No data available for 2017

## Household aerosol production in Europe (2017, in '000 units)



\*No data available for 2017

## Other aerosol production in Europe (2017, in '000 units)



\*No data available for 2017

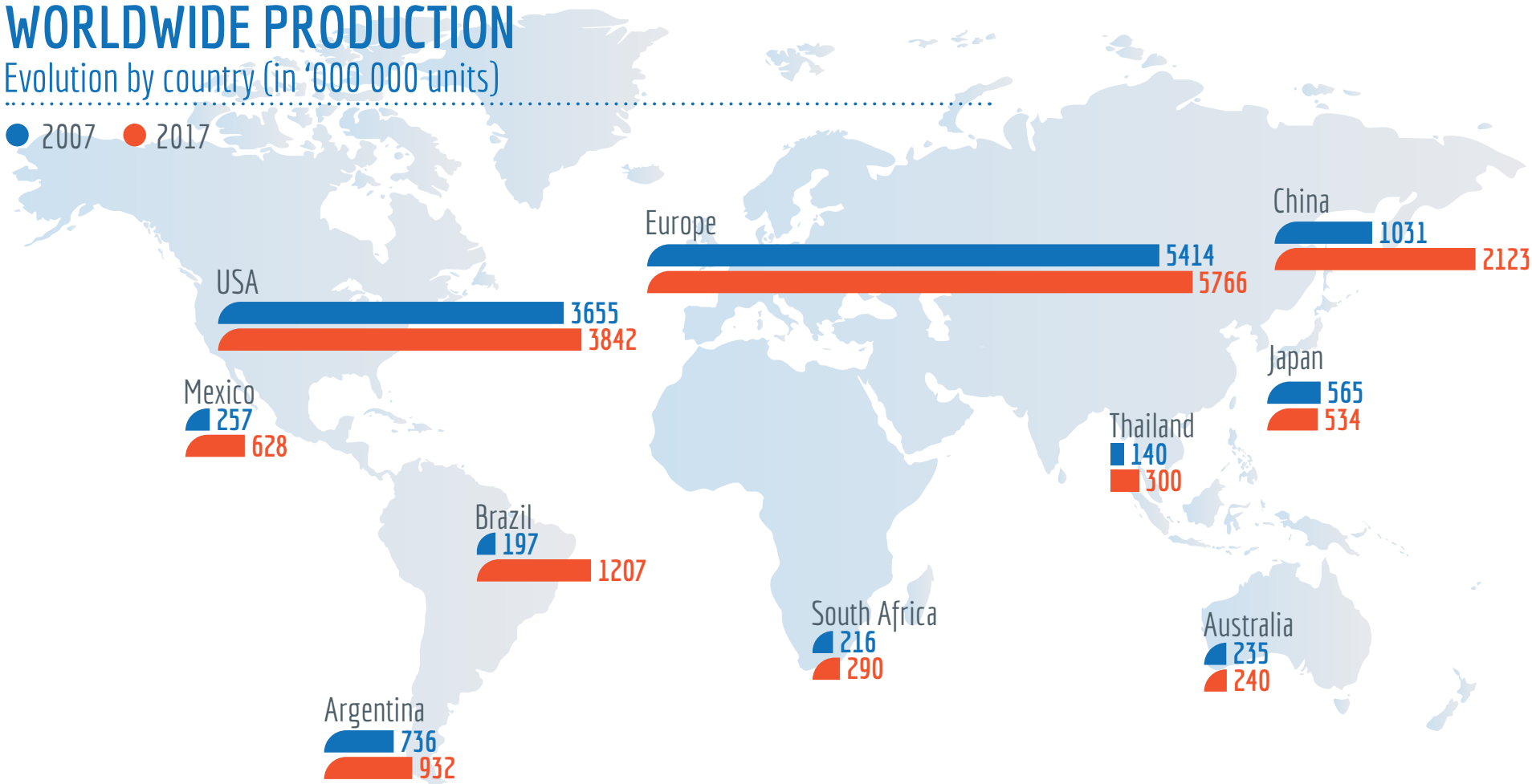




# WORLDWIDE PRODUCTION

Evolution by country (in '000 000 units)

● 2007 ● 2017





## FEA - European Aerosol Federation

Boulevard du Souverain 165  
1160 Brussels  
Belgium

Tel.: + 32 (0) 2 679 62 80

Fax: + 32 (0) 2 679 62 83

Email: [info@aerosol.org](mailto:info@aerosol.org)

[www.aerosol.org](http://www.aerosol.org)

© FEA, 2018.

### DISCLAIMER

FEA has prepared this document based on information available, including information derived from public sources that have not been independently verified and therefore, preliminary and subject to change. FEA undertakes no obligation to update or revise the data as to reflect events or circumstances that arise after the date made or to reflect the occurrence of unanticipated events. As such, the actual results achieved may vary significantly from the forecasts.



Introduction



European  
production



Market  
share



Production by  
segment



Worldwide  
production