



EUROPEAN AEROSOL PRODUCTION 2019

01 >
Introduction

02 >
European
production

03 >
Market
share

04 >
Production
by segment

05 >
Worldwide
production





01
Introduction

02
European
production

03
Market
share

04
Production
by segment

05
Worldwide
production



01. Introduction

The data annually collected among FEA members, focus on giving a detailed summary on European aerosol products production by country, segment and type. 5.4 billion over 16 billion units globally produced, are made in Europe. A worldwide production overview lastly concluded this report.

5.4 billion

aerosol produced in Europe (2019)

About FEA

The **FEA (Fédération Européenne des Aérosols or European Aerosol Federation)** was founded in 1959. It functions as the European voice for the industry and the coordination office for its national associations. The Federation represents today 18 European countries which include more than 350 SMEs and multinationals active in the aerosol industry.

Its area of activity is tightly defined and offers unique expertise on aerosol dispensers at European level on challenging aspects such as flammability, pressure resistance, packaging and components fittings, filling, testing, warehousing, transport, recycling, propellants and solvents.





01
Introduction

02
European
production

03
Market
share

04
Production
by segment

05
Worldwide
production



What we do?

Regulatory



- » **Participate in different industry platforms**, being particularly involved in the following areas: Product safety, Chemicals, Classification, Labelling and Packaging, Industrial safety, Transport of Dangerous Goods, Propellants and solvents issues, Legal metrology, Recycling, etc.
- » **Prepare and coordinate the actions of the National Associations** regarding current and forthcoming legislation and regulation

Expertise and support

- » Provide **help to our members regarding technical, legal and regulatory affairs** and keep them up-to-date
- » **Develop and update industry standards and guidance** documents to promote best practices within the industry
- » **Work closely with sectoral associations** and contribute our expertise to the discussions
- » **Support aerosol associations worldwide** in order to foster safety and global harmonisation



01
Introduction

02
European
production

03
Market
share

04
Production
by segment

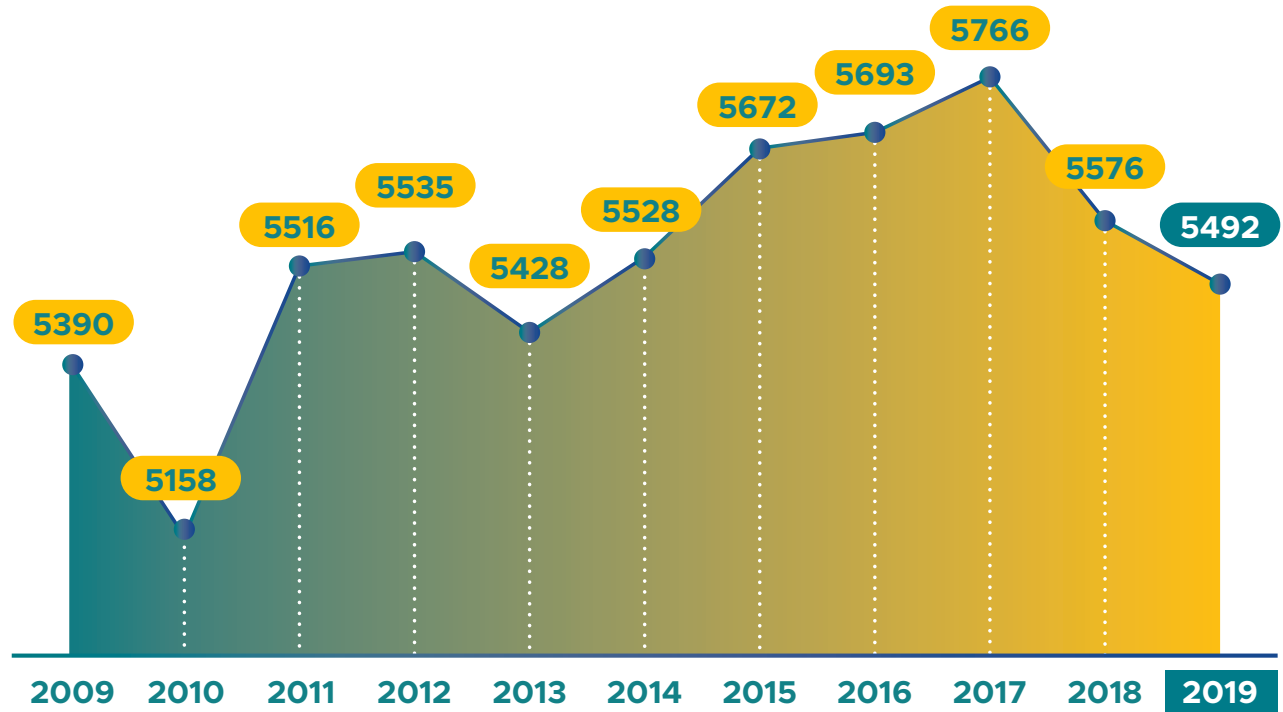
05
Worldwide
production



02. European production

According to reported filings for European aerosol products, overall unit production reached **5.4 billion in 2019**, reflecting again a slight decrease from previous production numbers.

Fig.1. European production evolution (2009-2019, in '000 000 units)





01 Introduction

02 European production

03 Market share

04 Production by segment

05 Worldwide production



03. Aerosol market share

United Kingdom, Germany and France provide more than 60% of the annual aerosol production in Europe in all segments. Together with Italy, Netherlands and Spain, almost 4.0 billion units of aerosol dispensers are produced in 2019.

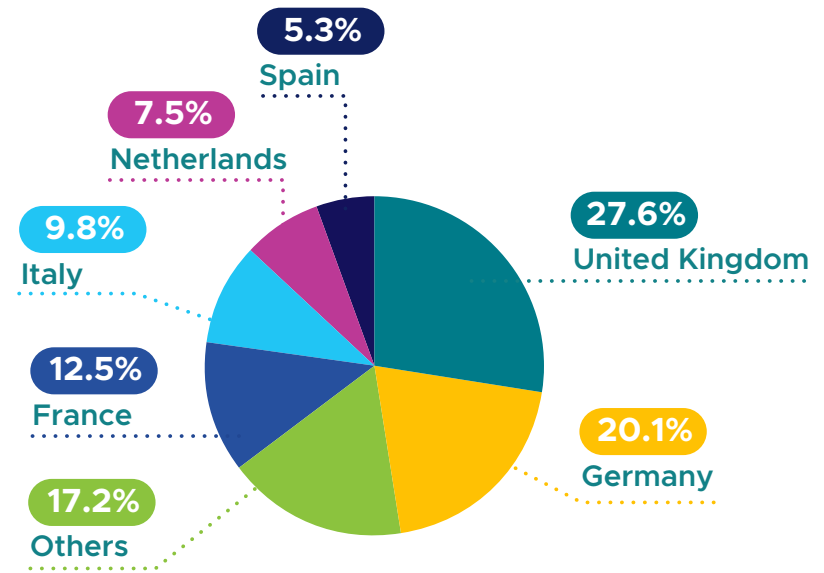


Fig.2. Aerosol market share (2019)




Fig.3. European production (2019, in '000 000 units)



01
Introduction

02
European
production

03
Market
share

04
Production
by segment

05
Worldwide
production



20.9%
Others

8.00%
Automotive/Industrial

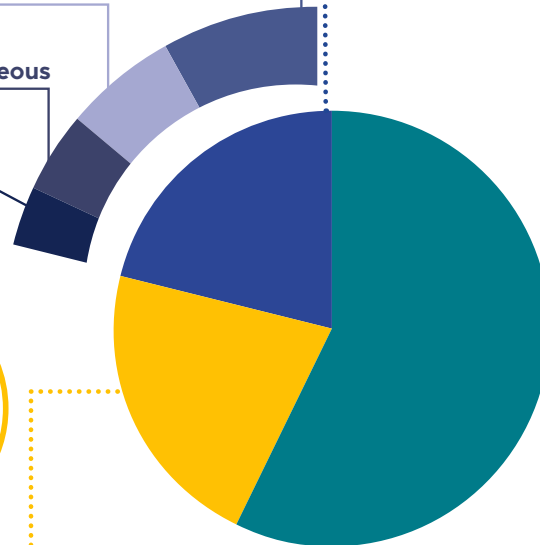
5.64%
Paints/Varnishes

4.30%
Food/Miscellaneous

2.95%
Pharma/Vet



21.8%
Household



04. Production by segment

Aerosol containers are primarily made of steel and aluminium whereas glass and plastic containers remain marginal. Cosmetics and household products represent more than three quarter of the European production.



57.3%
Personal care



01 Introduction

02 European production

03 Market share

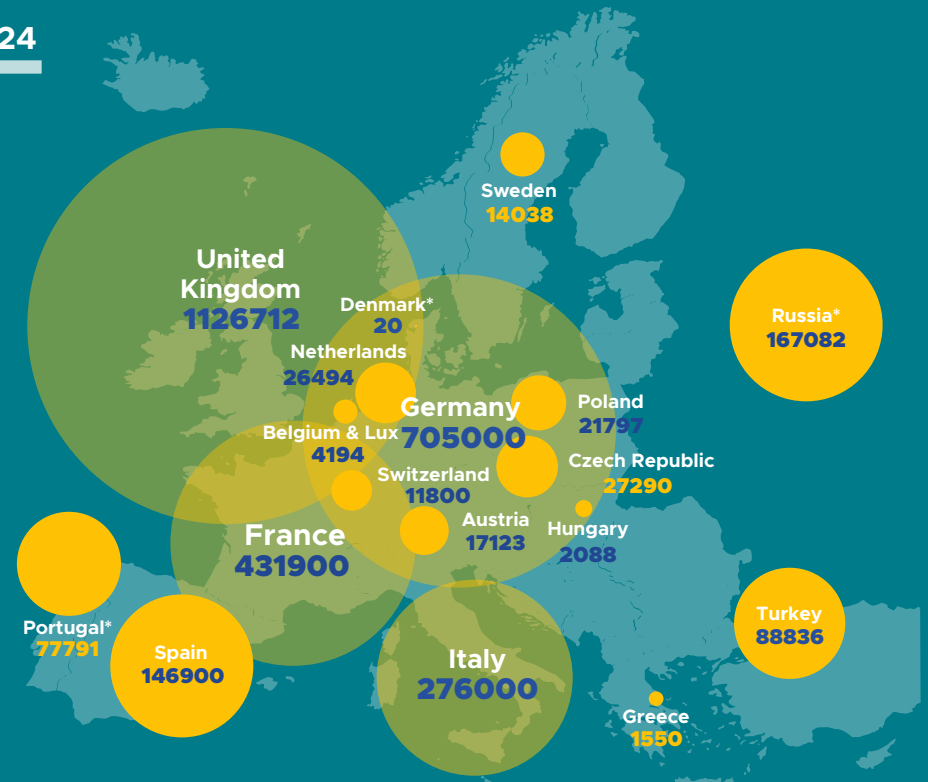
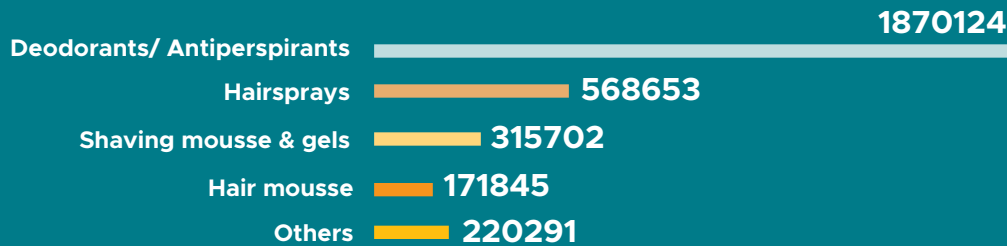
04 Production by segment

05 Worldwide production



Personal care aerosol production in Europe

(2019, in '000 units)



*No data available for 2019



01 Introduction

02 European production

03 Market share

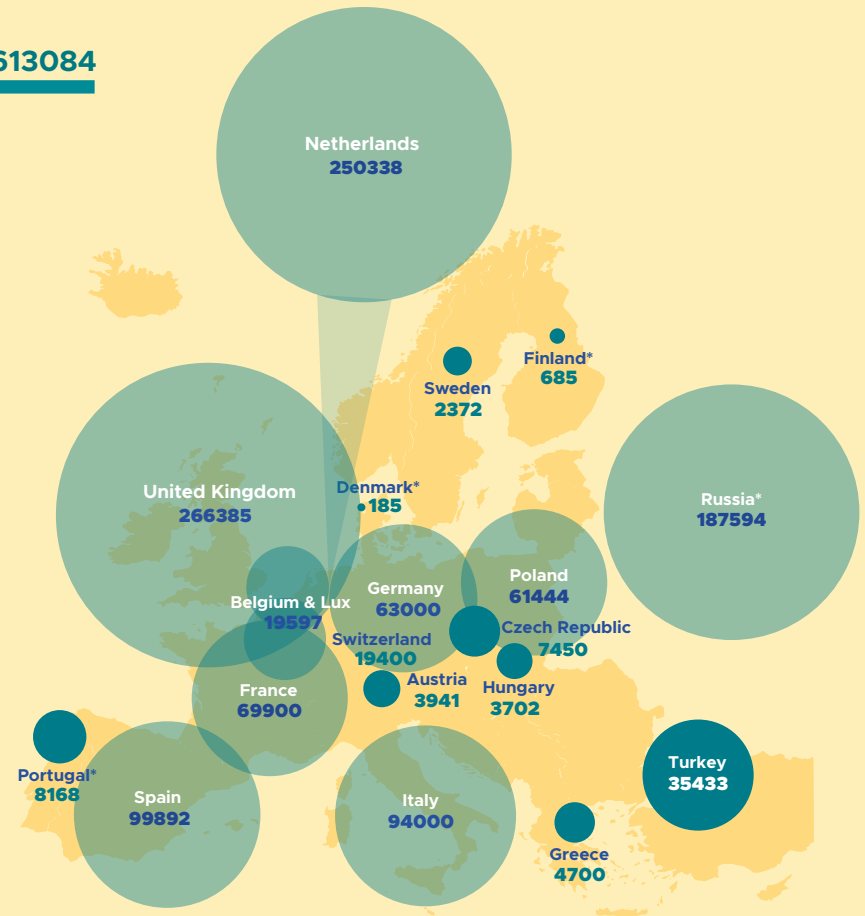

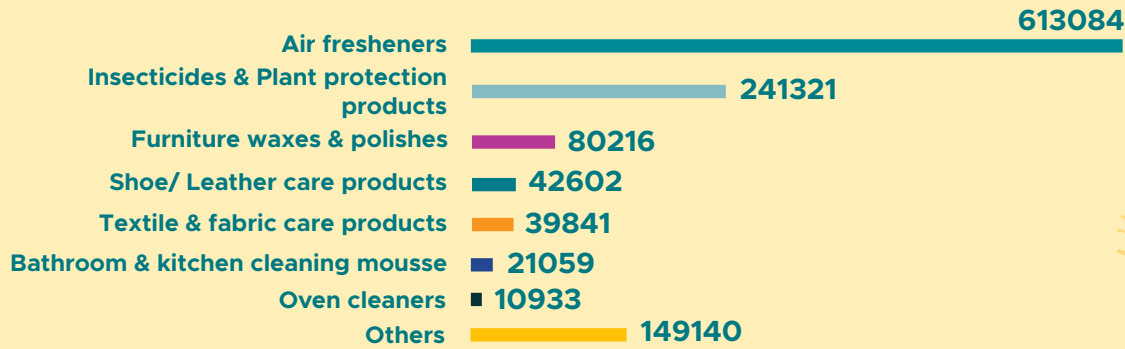
04 Production by segment

05 Worldwide production



Household aerosol production in Europe

(2019, in '000 units)



*No data available for 2019



01 Introduction

02 European production

03 Market share

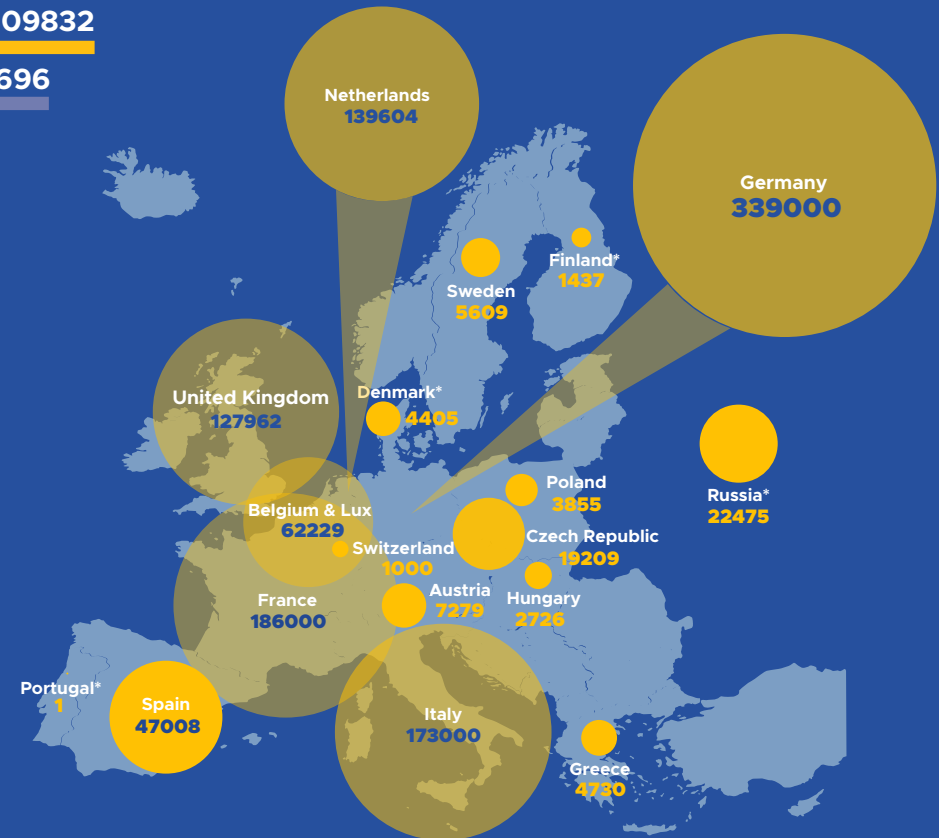
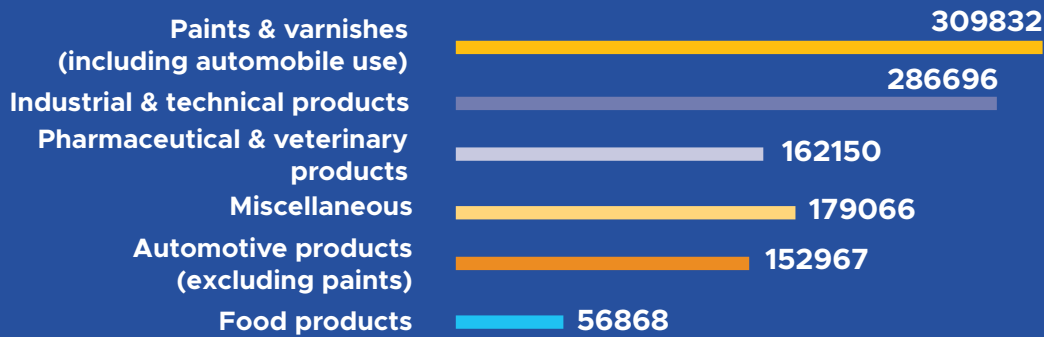
04 Production by segment

05 Worldwide production



Other aerosol production in Europe

(2019, in '000 units)



*No data available for 2019



01 Introduction

02 European production

03 Market share

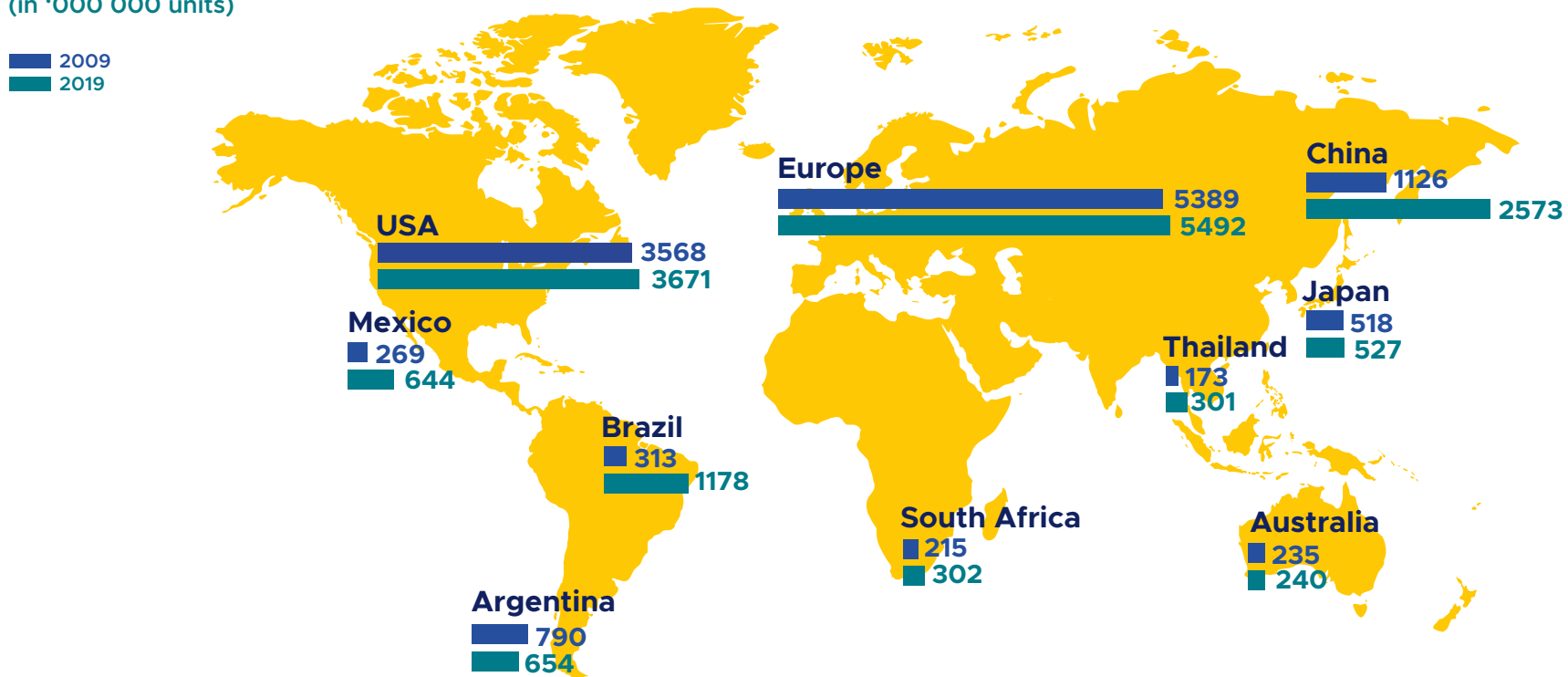
04 Production by segment

05 Worldwide production



03. Worldwide aerosol production

Fig.3. Worldwide production by country (in '000 000 units)





FEA – European Aerosol Federation

**165 boulevard du Souverain
1160 Brussels, Belgium**

**info@aerosol.org
+32(0)2 679 62 80**

**© FEA 2020.
DISCLAIMER**

FEA has prepared this document based on information available, including information derived from public sources that have not been independently verified and therefore, preliminary and subject to change. FEA undertakes no obligation to update or revise the data as to reflect events or circumstances that arise after the date made or to reflect the occurrence of unanticipated events. As such, the actual results achieved may vary significantly from the forecasts.