




EUROPEAN AEROSOL PRODUCTION 2018



Introduction



European production



Market share



Production by segment



Worldwide production

INTRODUCTION

5.5 billion over 16 billion units globally produced, are made in Europe. The data annually collected among FEA members, focus on giving a detailed summary on European aerosol products production by country, segment and type. A worldwide production overview lastly concluded this report.

ABOUT FEA

The voice of the European aerosol industry

The FEA (Fédération Européenne des Aérosols or European Aerosol Federation) was founded in 1959. It functions as the European voice for the industry and the coordination office for its national associations. The Federation represents today 18 European countries which include more than 350 SMEs and multinationals active in the aerosol industry.

Its area of activity is tightly defined and offers unique expertise on aerosol dispensers at European level on challenging aspects such as flammability, pressure resistance, packaging and components fittings, filling, testing, warehousing, transport, recycling, propellants and solvents.





WHAT WE DO?

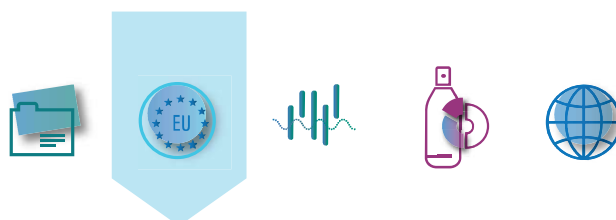
REGULATORY

- ✓ **Participate in different industry platforms**, being particularly involved in the following areas : Product safety, Chemicals, Classification, Labelling and Packaging, Industrial safety, Transport of Dangerous Goods, Propellants and solvents issues, Legal metrology, Recycling (...)
- ✓ **Prepare and coordinate the actions of the National Associations** regarding current and forthcoming legislation and regulation



EXPERTISE AND SUPPORT

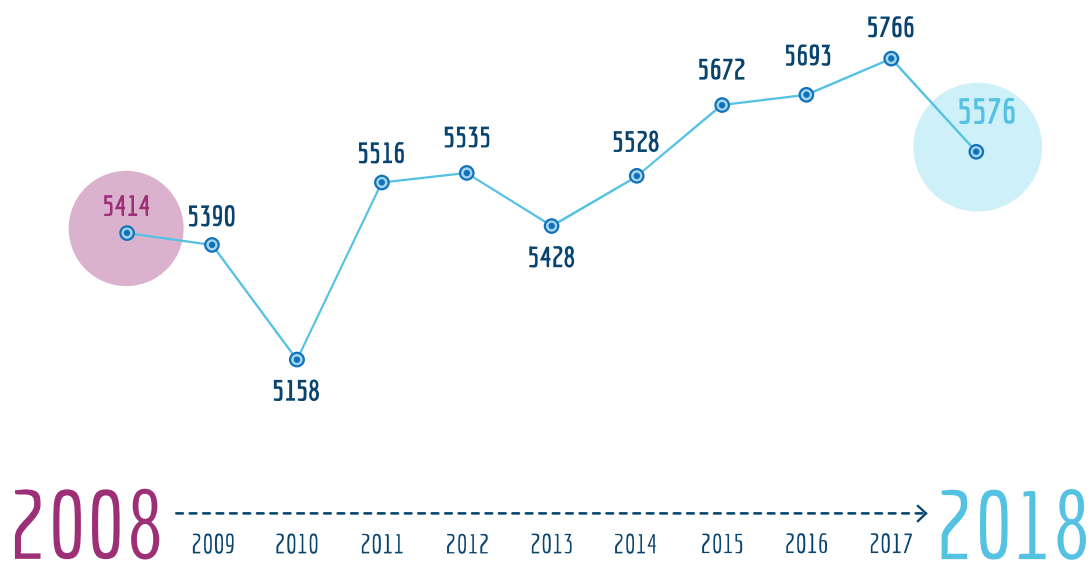
- ✓ Provide **help to our members regarding technical, legal and regulatory affairs** and keep them up-to-date
- ✓ **Develop and update industry standards and guidance** documents to promote best practices within the industry
- ✓ **Work closely with sectoral associations** and contribute our expertise to the discussions
- ✓ **Support aerosol associations worldwide** in order to foster safety and global harmonisation



EUROPEAN PRODUCTION

According to reported fillings for European aerosol products, overall unit production reached 5.5 billion in 2018, reflecting a slight decrease from 2015 to 2017 production numbers.

European production evolution (2008-2018, in '000 000 units)

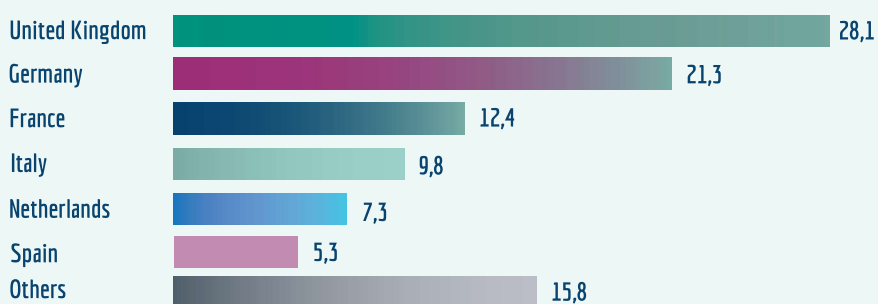





AEROSOL MARKET SHARE

United Kingdom, Germany and France provide more than 60% of the annual aerosol production in Europe in all segments. Together with Italy, Netherlands and Spain, almost 4.7 billion units of aerosol are produced in 2018.

Aerosol market share (% , 2018)



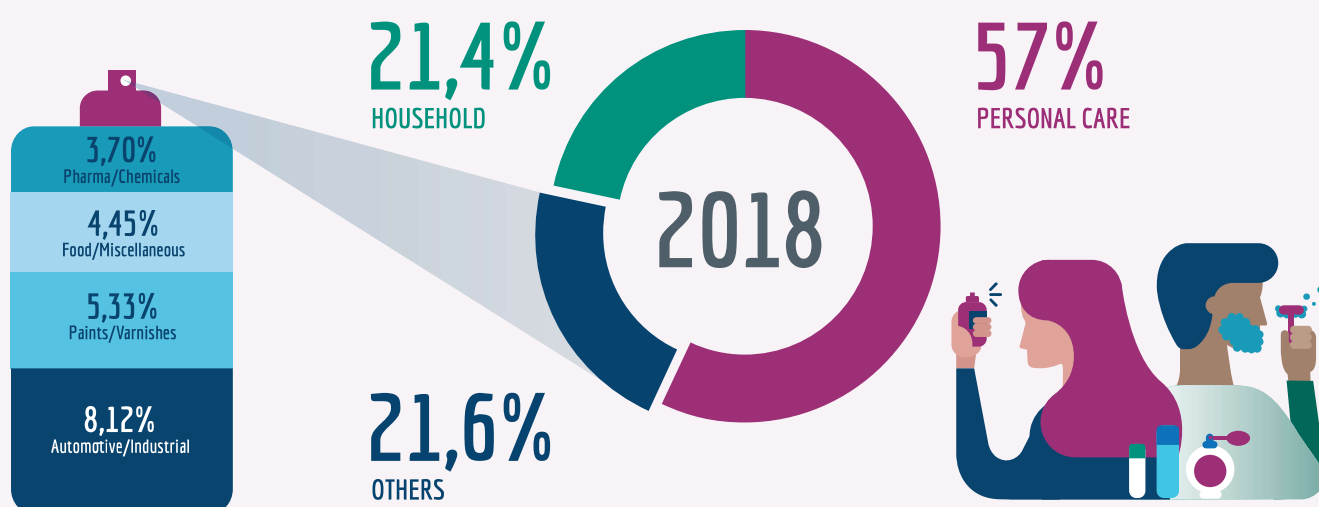
European production (2018, in '000 000 units)






AEROSOL PRODUCTION BY SEGMENT

Aerosol containers are primarily made of steel and aluminium whereas glass and plastic containers remain marginal. Cosmetics and household products represent more than three quarter of the European production.

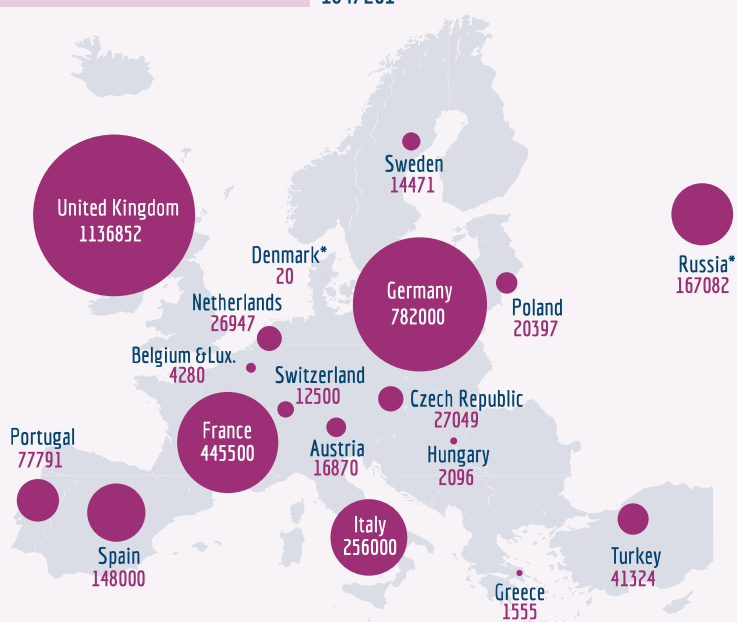




Personal care aerosol production in Europe (2018, in '000 units)



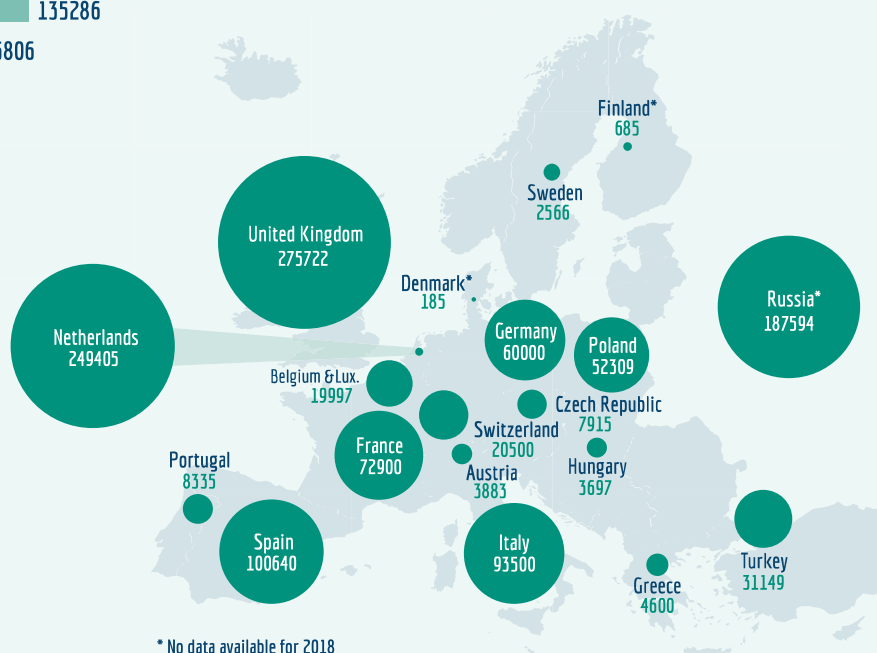
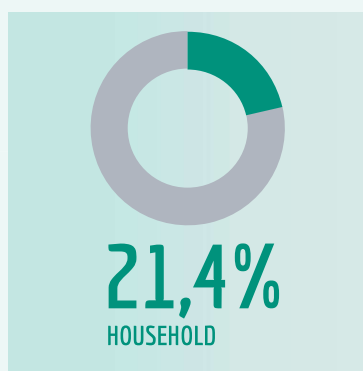
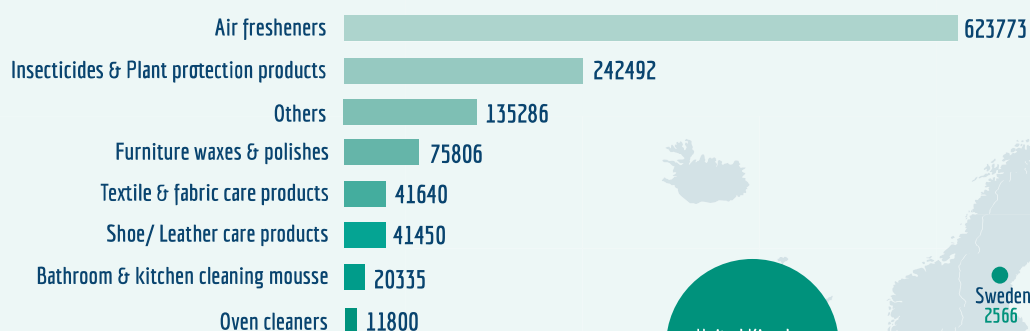
57%
PERSONAL CARE



* No data available for 2018



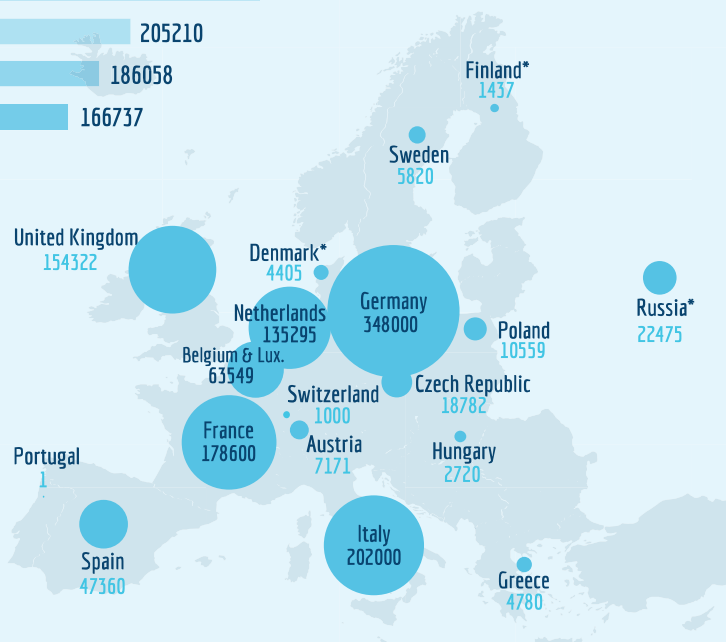
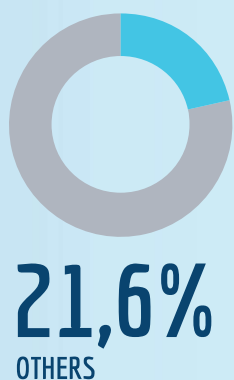
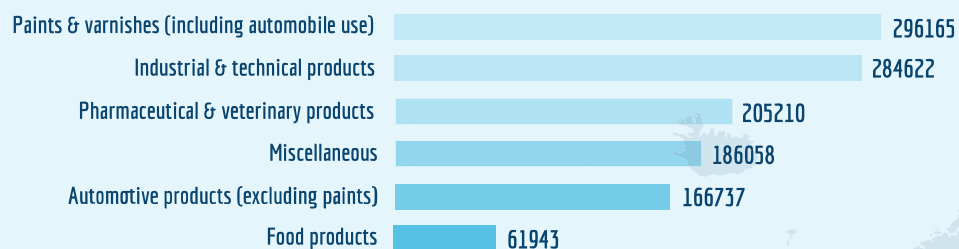
Household aerosol production in Europe (2018, in '000 units)



* No data available for 2018



Other aerosol production in Europe (2018, in '000 units)



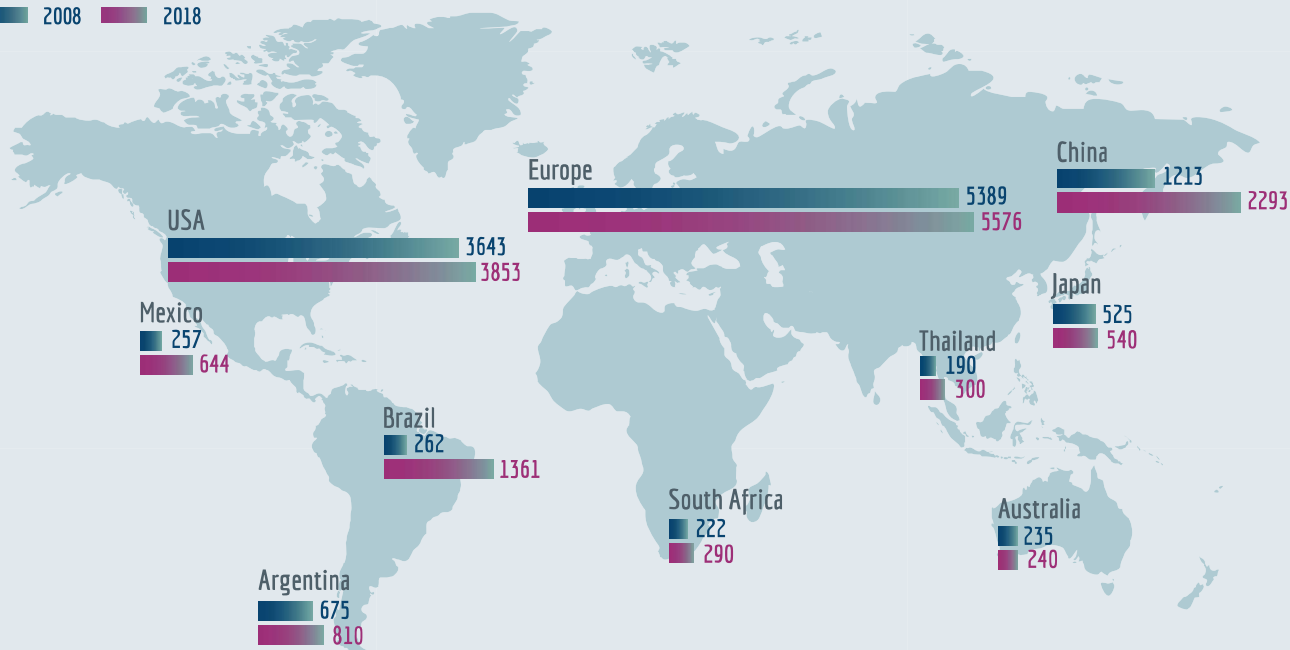
* No data available for 2018



WORLDWIDE PRODUCTION

Evolution by country (in '000 000 units)

2008 2018





FEA - European Aerosol Federation
Boulevard du Souverain 165
1160 Brussels, Belgium

Tel.: + 32 (0) 2 679 62 80
Email: info@aerosol.org
www.aerosol.org

© FEA, 2019.
DISCLAIMER

FEA has prepared this document based on information available, including information derived from public sources that have not been independently verified and therefore, preliminary and subject to change. FEA undertakes no obligation to update or revise the data as to reflect events or circumstances that arise after the date made or to reflect the occurrence of unanticipated events. As such, the actual results achieved may vary significantly from the forecasts.

